

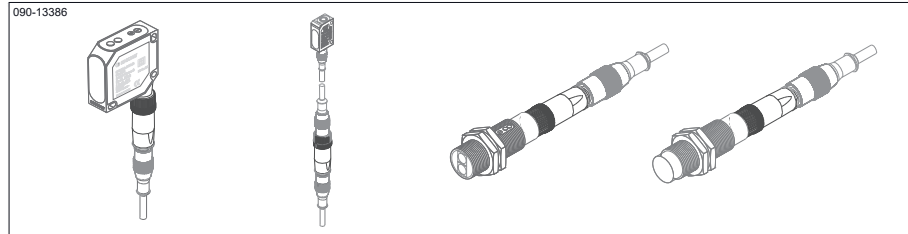
SmartPlug SPN1-AP6-ARN6X / AN6-ARP6X **TURCK**

NPN/PNP converter, adjustable NO/NC inverter

- direct adaptation between sensor and connecting cable
- NC/NO function adjustable
- simple setting via external teach-input
- no additional wiring required
- switching frequency up to 10 kHz
- switching amplifier up to 150 mA



The SPN1 SmartPlug is a switching channel converter for the direct adaptation to sensors with a standardized M12 connection.

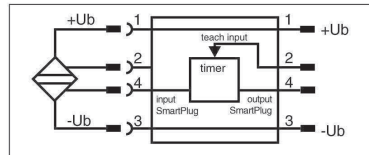


The SPN1 SmartPlug is available in 2 versions:

- PNP input - NPN output SPN1-AP6-ARN6X (for the conversion of PNP sensors to NPN output)
- NPN input - PNP output SPN1-AN6-ARP6X (for the conversion of NPN sensors to PNP output)

Connection:

The SmartPlug is very easy to connect: it is plugged onto the M12 connector of a sensor and the connecting cable is connected to the other side of the SmartPlug. The sensor configuration has to meet the standards (1 +Ub (BN) 3 -Ub (BU) 4 output (BK)).



Function:

The SmartPlug SPN1-AP6-ARN6X is converting a PNP input signal into a NPN output signal. The SmartPlug PN1-AN6-ARP6X is converting a NPN input signal into a PNP output signal. Additionally the signal can be inverted (NC/NO function).

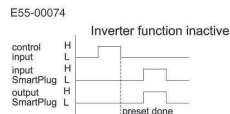
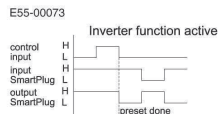
Setting:

The setting of the inverting function is made by means of the signals "teach input" and "input SmartPlug".

Example:

- Setting the SmartPlug into the inverting mode
 - activate sensor (output is on)
 - connect teach input and +Ub and disconnect (puls to +Ub). READY
- Setting the SmartPlug into the non inverting mode (factory setting)
 - inactivate Sensor (output is off)
 - connect teach input and +Ub and disconnect (puls to +Ub). READY

This setting is maintained when the sensor is off.



H = input / output active; L = input / output inactive

Subject to change without prior notice

TURCK, Inc. 3000 Campus Drive Minneapolis, MN 55441 Phone: 800-328-0580 Fax: 763-553-0708

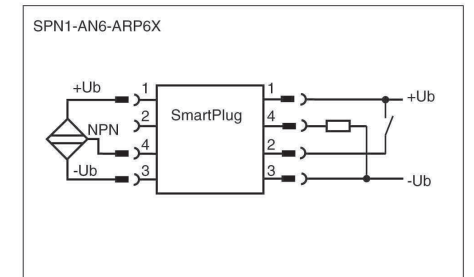
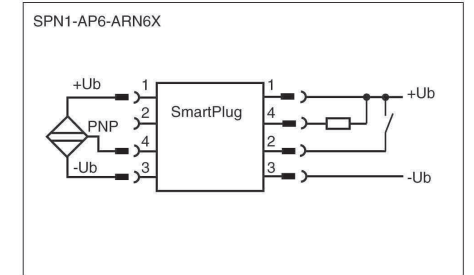
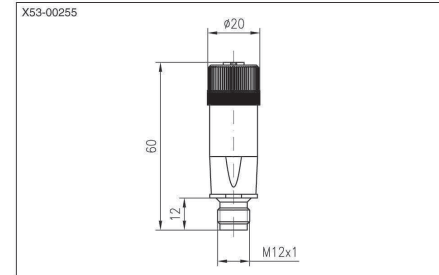
SmartPlug SPN1-AP6-ARN6X / AN6-ARP6X **TURCK**

PNP/NPN converter, adjustable NO/NC inverter

Technical data:

Operating voltage: 10 ... 30 V DC, residual ripple of max. 10 %
 Own current consumption: < 10 mA
 Input resistance: > 10 kOhm
 Max. input frequency: 10 kHz
 Min. response time: 0.1 ms
 Max. output current: 150 mA short-circuit proof
 Ambient temperature range: 0 ... +60 °C
 Storage temperature range: -20 ... +60 °C

Display: red LED
 Housing material: plastic PBTP/PA
 Protection standard: IP 67
 Dimensions: ø20 x 60
 Connection Input: 4-pin socket M12
 Connection Output: 4-pin connector M12
 Protection class (only if both ends connected):
 Weight: 15 g



Function	SmartPlug	Setting
N.C./N.O. inverter	SPC1	Interval counter 1
Flip Flop	SPC1	Interval counter 2
Divider (1 pulse per evolution)	SPC1	Pulse counter n
Count parts (count down)	SPC1	Pulse counter n
Amplifier 150 mA	SPC1	Pulse counter 1
Off delay	SPT1	Off delay n
On delay	SPT1	On delay n
PNP / NPN converter	SPN1-AP6-ARN6X	Factory setting
NPN / PNP converter	SPN1-AN6-ARP6X	Factory setting
PNP / NPN converter and N.C./N.O. inverter	SPN1-AP6-ARN6X	Setup: N.O. -> N.C.
NPN / PNP converter and N.C./N.O. inverter	SPN1-AN6-ARP6X	Setup: N.O. -> N.C.
Motion monitor	SPF1-AP6X	
Spin monitor	SPF1-AP6X	
Jam monitor	SPF1-AP6X	



SmartPlugs may only be used in combination with a proximity switch according to EN IEC 60947-5-2.



These units are not suited for safety related applications.

Subject to change without prior notice

TURCK, Inc. 3000 Campus Drive Minneapolis, MN 55441 Phone: 800-328-0580 Fax: 763-553-0708