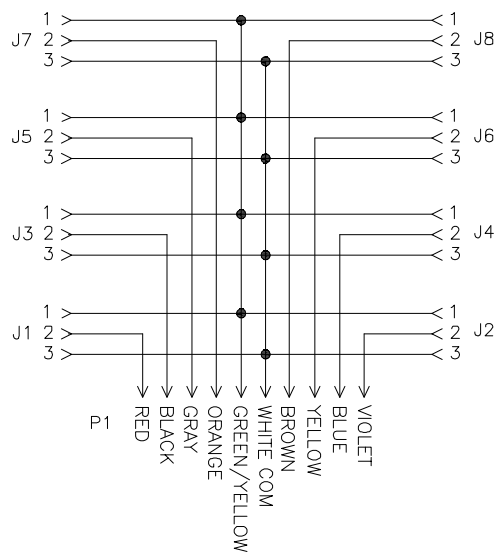
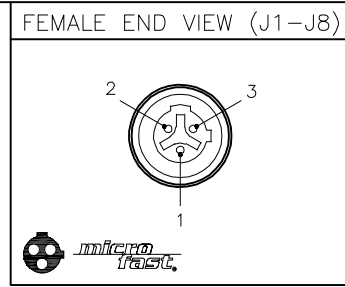


SPECIFICATIONS	
CABLE DATA	
OUTER JACKET MATERIAL/COLOR	PVC/BLACK
CONDUCTOR INSULATION	PVC
NUMBER OF CONDUCTORS [AWG]	10x18 AWG
DRAIN/SHIELD	20 AWG/ALUM.-POLYESTER FOIL
MATERIAL	
HOUSING MATERIAL/COLOR	NYLON/YELLOW
CONTACT CARRIER MATERIAL/COLOR	NYLON/BLACK
CONTACT MATERIAL/PLATING	BRASS/GOLD
SEALING RING MATERIAL	FKM/FPM
ELECTRICAL DATA	
OPERATING VOLTAGE	250 VAC/300 VDC
OPERATING CURRENT	4.0 AMPS PER PORT, 9.0 AMPS TOTAL
MECHANICAL DATA	
PROTECTION CLASS to DIN 40050	IP 67 - ONLY WHEN ALL RECEPTACLES ARE COVERED WITH PLUGS OR CONNECTED
OPERATING TEMPERATURE	-40°C to +105°C (-40°F to +221°F)

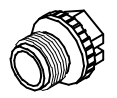


* METERS
SEE NOTE 1

SOURCE DRAWING - FOR REFERENCE ONLY

WIRING DIAGRAM

NOTES:
1. "*" INDICATES CABLE LENGTH IN METERS. CONTACT TURCK TO ORDER SPECIFIC LENGTHS.



SB-CC CLOSURE CAPS (2 INCLUDED)

RELATED DOCUMENTS		3RD ANGLE PROJECTION	THIS DRAWING IS CONFIDENTIAL AND THE PROPERTY OF TURCK INC. USE OF THIS DOCUMENT WITHOUT WRITTEN PERMISSION IS PROHIBITED.		3000 CAMPUS DRIVE MINNEAPOLIS, MN 55441 1-800-544-7769 (763) 553-7300 (763) 553-0708 fax www.turck.us	
1.			DRFT	RWC	DATE	07/06/07
2.			APVD		SCALE	1=2
3.		ALL DIMENSIONS DISPLAYED ON THIS DRAWING ARE FOR REFERENCE ONLY	UNIT OF MEASUREMENT		DESCRIPTION	
4.			MILLIMETER [INCH]		VBKB 80-*	
MATERIAL		CONTACT TURCK FOR MORE INFORMATION	DO NOT SCALE THIS DRAWING		IDENTIFICATION NO.	
SEE SPECIFICATIONS					REV	
FINISH				E		
SEE SPECIFICATIONS				FILE: 777010004		
				SHEET 1 OF 1		

E	UPDATED CONDUCTOR COLOR PER ECO	TV	07/10/17	60605
REV	DESCRIPTION	BY	DATE	ECO NO.