

Your Global Automation Partner

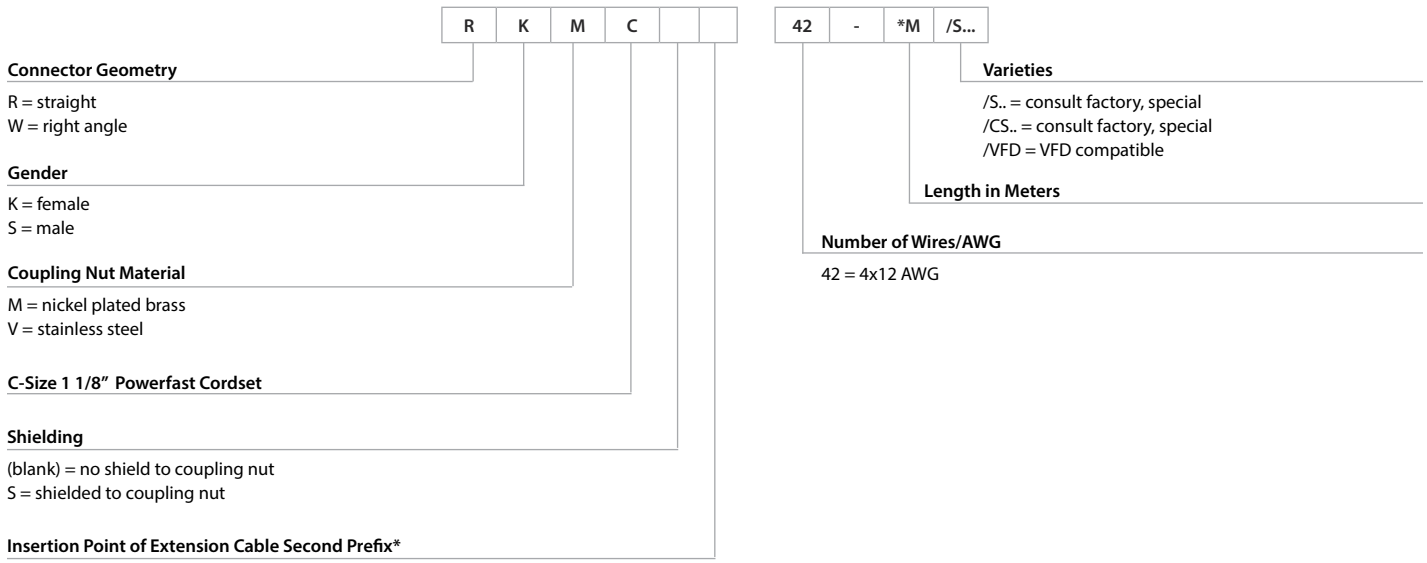
**TURCK**

Connectivity  
C-Size Powerfast®

# C-Size Powerfast Cordsets

General Properties	
Contacts	Brass, CuZn, Gold plated
Contact carriers	Plastic, PVC, Black
Connector body	Plastic, PVC, Black
Coupling nut	Brass, CuZn, Nickel plated
Mechanical life	>100
Protection class	When coupled - IP67, IP68 NEMA: 1, 3, 4, 6P

## Part Number Key



\*Male connector listed first, female connector second  
Example: RSMC RKMC 42-2M/S4000

We reserve the right to make technical alterations without prior notice.

# C-Size Powerfast Cordsets

## General Purpose 12 AWG Black PVC Cable



Cable Properties	
<b>Cable Approvals</b>	UL: TC-ER, ITC-ER, PLTC-ER, Direct Burial CSA: CIC/TC
<b>Cable Temperature Rating</b>	-40 °C to +90 °C
<b>Cable Features</b>	Sunlight resistant Oil resistant Shielded options

Connector Style	Product Details	Gender	Orientation	Part Number	Wiring	Contact Assignment
Standard	4 x 12 AWG Cable #RF51850 25 amps 600 V <sub>AC</sub>	Male	Straight	<a href="#">RSMC 42-*M/S4000</a>	1. BK 2. WH 3. RD 4. GN/YE	
		Male	Right Angled	<a href="#">WSMC 42-*M/S4000</a>		Male
		Female	Straight	<a href="#">RKMC 42-*M/S4000</a>		
		Female	Right Angled	<a href="#">WKMC 42-*M/S4000</a>		
		Male/Female	Straight/Straight	<a href="#">RSMC RKMC 42-*M/S4000</a>		
		Male/Female	Straight/Right Angled	<a href="#">RSMC WKMC 42-*M/S4000</a>		
		Male/Female	Right Angled/Straight	<a href="#">WSMC RKMC 42-*M/S4000</a>		
		Male/Female	Right Angled/Right Angled	<a href="#">WSMC WKMC 42-*M/S4000</a>		
Shielded	4 x 12 AWG Cable #RF52591 25 amps 600 V <sub>AC</sub>	Male	Straight	<a href="#">RSMCS 42-*M/S4000/VFD</a>	1. BK 2. WH 3. RD 4. GN/YE	
		Female	Straight	<a href="#">RKMC 42-*M/S4000/VFD</a>		Female
		Male/Female	Straight/Straight	<a href="#">RSMCS RKMC 42-*M/S4000/VFD</a>		

\* Length in meters. Standard lengths are 2, 4, 6, 8, 10, 15 meters. Consult factory for other lengths.

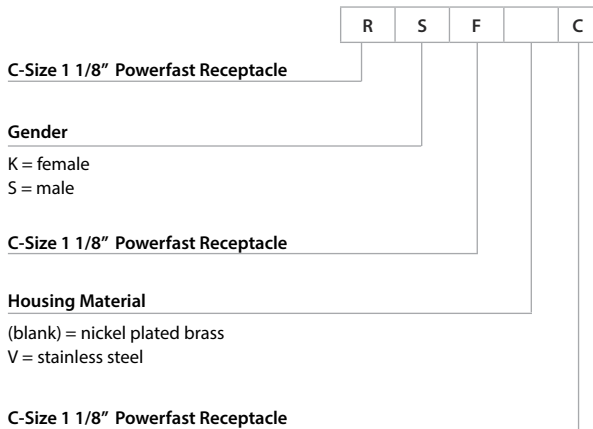
\*\* Standard coupling nut material is nickel plated brass "RKMC .."; "RKVC .." indicates stainless steel.

We reserve the right to make technical alterations without prior notice.

# C-Size Powerfast Receptacles

General Properties	
Contacts	Brass, CuZn, Gold plated
Contact carriers	Plastic, PVC, Black
Housing material/finish	Brass, CuZn, Nickel plated
Mechanical life	>100
Protection class	When coupled - IP67, IP68 NEMA: 1, 3, 4, 6P

## Part Number Key



42	-	*M	/14.5/NPT	/S...
----	---	----	-----------	-------

**Varieties**  
/S.. = consult factory, special  
/CS.. = consult factory, special

**Thread Type**  
/14.5/NPT = 1/2-14 NPT Threads  
/14.75/NPT = 3/4-14 NPT Threads  
/M20 = M20 x 1.5 Threads


**Length in Meters**

**Number of Wires/AWG**  
42 = 4x12 AWG

We reserve the right to make technical alterations without prior notice.

# C-Size Powerfast Receptacles

## 12 AWG XLPE Conductors



Connector Style	Product Details	Gender	Orientation	Mounting Thread	Part Number	Wiring	Contact Assignment
Standard	4 x 12 AWG 25 amps 600 V <sub>AC</sub>	Male	Front Mount	14.5 NPT	<a href="#">RSFC 42-*M/14.5/NPT</a>	1. BK 2. WH 3. RD 4. GN/YE	<p>Male</p>
		Female	Front Mount	14.5 NPT	<a href="#">RKFC 42-*M/14.5/NPT</a>		<p>Female</p>
		Male	Front Mount	14.75 NPT	<a href="#">RSFC 42-*M/14.75/NPT</a>		
		Female	Front Mount	14.75 NPT	<a href="#">RKFC 42-*M/14.75/NPT</a>		
		Male	Front Mount	M20	<a href="#">RSFC 42-*M/M20</a>		
		Female	Front Mount	M20	<a href="#">RKFC 42-*M/M20</a>		

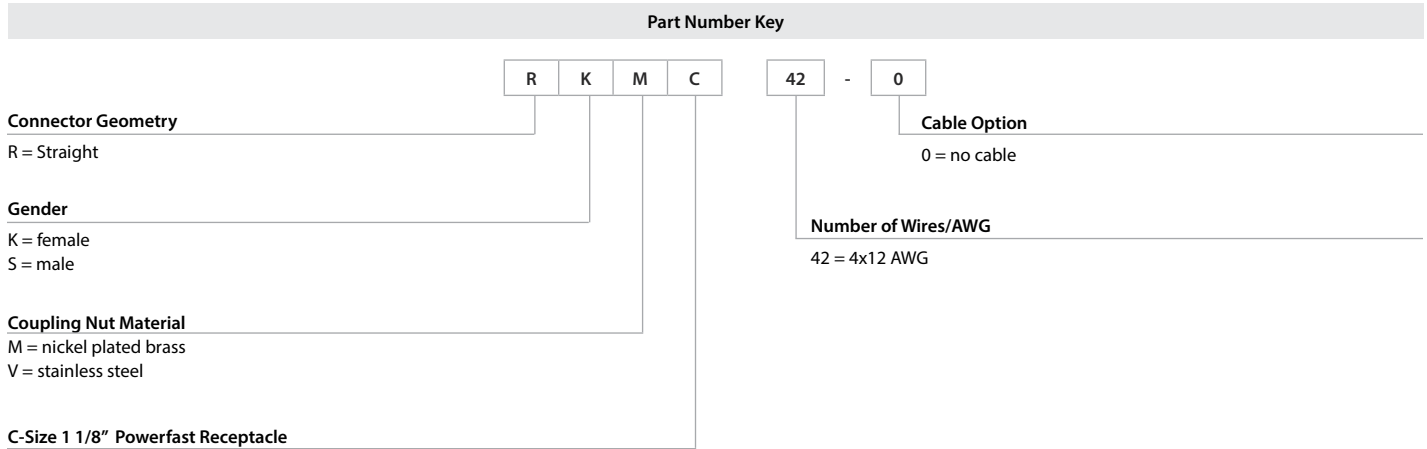
\* Length in meters. Standard lengths is 0.5 meters. Consult factory for other lengths.

To order front mount versions with a locknut, simply add "W/LN" to the end of the part number. (ex: ../NPT W/LN)

We reserve the right to make technical alterations without prior notice.

# C-Size Powerfast Field Wireables

General Properties	
Contacts	Brass, CuZn, Gold plated
Contact carriers	Plastic, Nylon, Black
Housing material	Plastic, Nylon, Black
Mechanical life	>100
Protection class	When coupled - IP67



We reserve the right to make technical alterations without prior notice.

## C-Size Powerfast Field Wireables

### 12 AWG Screw Terminal



Connector Style	Product Details	Gender	Orientation	Part Number	Wiring	Contact Assignment
Standard	4 x 12 AWG (max) 25 amps 600 V <sub>AC</sub>	Male	Straight	<a href="#">RSMC 42-0</a>	1. BK 2. WH 3. RD 4. GN/YE	<p>Male</p>
		Female	Straight	<a href="#">RKMC 42-0</a>		<p>Female</p>

We reserve the right to make technical alterations without prior notice.

Turck Inc. sells its products through Authorized Distributors. These distributors provide our customers with technical support, service, and local stock. Turck distributors are located nationwide – including all major metropolitan market areas.

For Application Assistance or for the location of your nearest Turck distributor, call:


1-800-544-7769

Specifications in this manual are subject to change without notice. Turck also reserves the right to make modifications and makes no guarantee of the accuracy of the information contained herein.

Literature and Media questions or concerns?  
Contact Turck USA Marketing – [tusa.marketing@turck.com](mailto:tusa.marketing@turck.com)



# TURCK



30 subsidiaries and over  
60 representations worldwide!

**Printed in USA**

©2020 by Turck Inc. All rights reserved. No part of the  
publication may be reproduced without written permission.

[www.Turck.com](http://www.Turck.com)

B2300\_C\_Size\_Power A 09/20