

Your Global Automation Partner

TURCK

In-Stock Connectivity for Process Industries



TURCK

Turck is a global leader in automation technology. Over 4,000 employees in 30 countries strive to deliver the best sensor, connectivity, and fieldbus technology products on the market. To do this more efficiently, we have strategically located production facilities across the globe, including sites in the United States, Germany, Switzerland, Mexico, and China. This allows us to adapt to specific market conditions, as well as bring product to the market faster.

Turck strives to provide our customers with not only the best products on the market, but also the best service and support. Our highly trained engineering staff is available to walk you through your system requirements and help find solutions to difficult application problems. Unlike other companies, when you call Turck, you will always be able to speak directly with an engineer in a matter of minutes! Combine this with a network of 2,000 experts across the United States, and you literally have the finest assembly of industrial automation professionals at your doorstep.



Process Equipment

Turck has a long-standing industry reputation as the premier leader of quick disconnect solutions for the process industry. Our rugged cordset, receptacle and junction brick system allow for quicker installation and replacement time in hazardous areas. We save you time and money by removing the need to pour or pack seals as well as eliminating moisture in instruments and conduit.

Additional features include:

- FM approved for installation in Class I, Division 2, Group A, B, C, D and Class I, Zone 2, Group IIC
- Colors for use with Intrinsic Safety and other networks
- Cable approved for Trays, Exposed Run, and Direct Burial installations
- Power applications
- FM approved products for European installation ATEX Category 3, Group IIC and Global installation: IECEx Zone 2, Group IIC
- More reliable than wireless networks
- Designed for discreet, analog, and bus protocols
- Lokfast® guards
- Explosion proof Feed-Thru receptacles
- Options for Class I, Division 1 installations

Extremelife™ Cable

Turck's unique Extremelife-60 cable family is full featured and agency approved for even the harshest applications including oil and gas, on and off shore, other NEC or CEC Class I, Division 2 or Zone 2 Hazardous Locations, agricultural equipment, construction equipment, or anywhere else extreme conditions require extreme performance.

Turck's Extremelife-60 cables have earned UL ITC, PLTC, and TC listings, CSA CIC and CIC/TC listings, along with Exposed Run (ER) and Direct Burial (DB) listings. They are also IEEE 1580-2010 and UL 1309 Marine Shipboard listed and American Bureau of Shipping (ABS) certified. These cables are robust and reliable, whether exposed to crush, impact, abrasion, cold, flame, oil, chemicals, or UV. They remain flexible enough to work with at even -40 °C and carry UL -60 °C cold bend and UL/CSA -40 °C cold impact listings. They are FT4 flame retardant, UL Oil Resistant I and II, and UV resistant to both the UL 720 Hour Xenon Arc Test and the CSA 1000 hour weatherometer test. No other cable family on the market can claim all of these features in a cost effective solution.

Available options:

- FOUNDATION™ Fieldbus, Profibus-DP, DeviceNET
- IEEE 1580-2010, UL1309 Marine Shipboard listings and American Bureau of Shipping (ABS) certified
- SAE J1939 for mobile equipment
- Single analog, analog & digital combination, valve & transmitter applications
- TC-ER-HL approval for use in Class I, Division 1 installations

-40 °C Cold Impact Test	-60 °C Cold Bend Test
Ten 5" cable samples and a wooden anvil are conditioned in a calibrated cold chamber at -40 °C for four hours. The wooden anvil is then placed on a concrete floor. Each cable sample is removed from the chamber one at a time and a three pound weight is dropped on it from a height of 36". There can be no cracks or ruptures in the overall jacket or insulated conductor in 8/10 samples. (Per UL 1277 TC, UL 1581 Section 593)	Four cable samples are conditioned at -60 °C for four hours. Each sample is removed from the cold chamber, one at a time, and wrapped three times around a wooden mandrel that is 8x cable O.D. for unshielded cables and 12x cable O.D. for shielded cables. The winding is at an approximately uniform rate of five seconds per turn. The cable is then slid from the mandrel and placed on a horizontal surface and allowed to rest at least four hours to warm to room temperature. The sample is then inspected to be sure there are no cracks, splits, tears, or other openings in any part of the cable. (Per UL 13 PLTC)

Material	Temp Range	Cut and Abrasion	Flame Retardant	Water	Flexibility	Oils	Greases	Gasoline	General Approvals
EX60	-60 to +105 °C	Very Good	UL 1685/ CSA FT4	Very Good	Good	Excellent	Excellent	Good	UL TC-ERDB, ITC, PLTC, ERDB, CSA CIC/TC Marine Shipboard UL 1309, IEEE 1580-2010, ABS, 300 V, 600 V



Dirt



Water



Temp



Sun



Oil



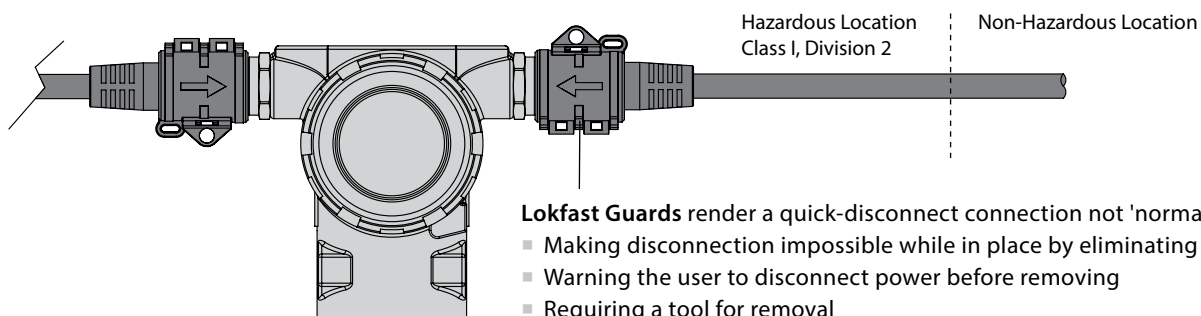
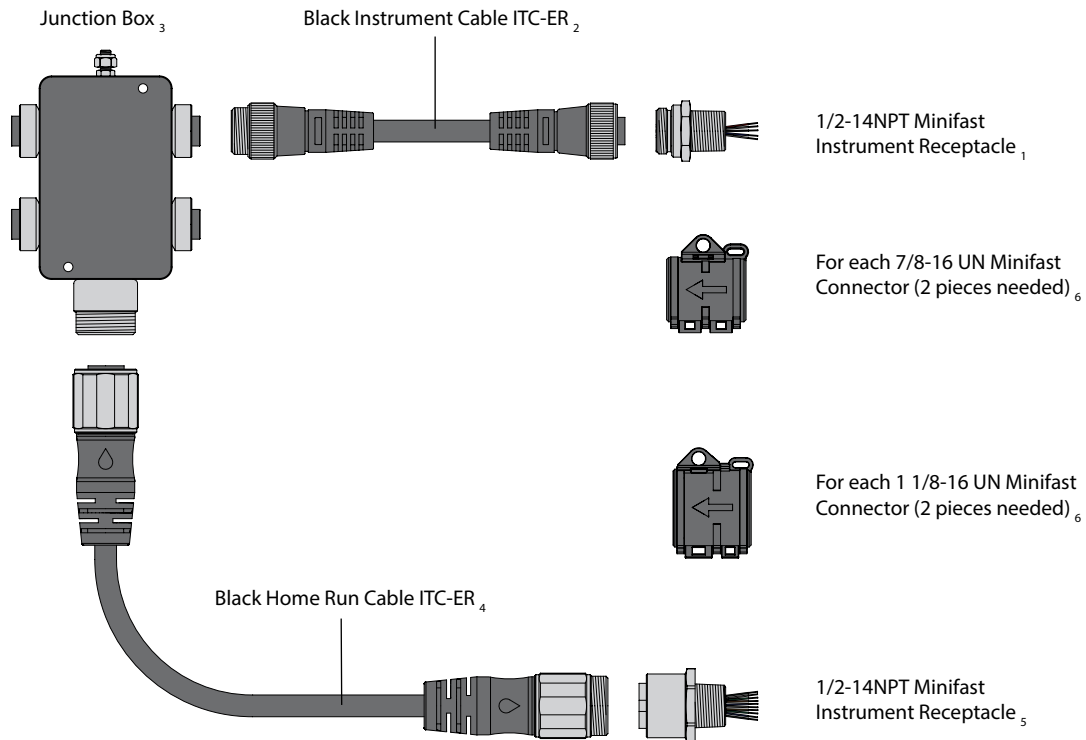
Vibration



Impact

Turck Modular Process Wiring

For additional information regarding the products below, please utilize the reference table on the next page.



Wiring Consolidation

- Rugged sealed aluminum junction boxes
- Consolidate multiple devices in an area to a single home run cable
- Custom wiring available
- -40 to +105 °C



Bulk Cable

- 700+ different unique cable offerings sold per meter; no minimum order quantity
- Immediate availability
- Online Cable Finder
- Multi listing including ITCERDB, TCERDB, 600 V, Marine Shipboard, and ABS

In-stock Solutions for Process Equipment

Midstream applications require reliable and rugged automation solutions to keep your production up and running. Turck has solutions to answer the demanding needs of midstream applications where your goods are in constant motion; solutions that can withstand shock and vibration, provide environmental protection, and allow for reliable network and I/O communication.

Ref #		Application	Part Type	Single Analog	Valve & Transmitter Application
1		Male receptacle for Ex devices or field instruments	Male receptacle	P-RSFV 40 EX-0.3/14.5/NPT	P-RSFV 66 EX-0.3/14.5/NPT
				P-RSFV 40D EX-0.3/14.5/NPT	P-RSFV 66D EX-0.3/14.5/NPT
				P-RSFV 40D EX-1/14.5/NPT	
Opt.		Female receptacle for customer supplied enclosure or integral to junction box	Female receptacle	P-RKFV 40D EX-0.3/14.5/NPT	P-RKFV 66 EX-0.3/14.5/NPT
				P-RKFV 40D EX-1/14.5/NPT	P-RKFV 66 EX-1/14.5/NPT
					P-RKFV 66D EX-1/14.5/NPT
2		Extension cordset to connect field instruments to junction box	Black EX60 extension cordset	P-RSV RKV 40-1188XL-1M	P-RSV RKV 66-2176XL-1M
				P-RSV RKV 40-1188XL-2M	P-RSV RKV 66-2176XL-2M
				P-RSV RKV 40-1188XL-5M	P-RSV RKV 66-2176XL-5M
				P-RSV RKV 40-1188XL-10M	P-RSV RKV 66-2176XL-10M
				P-RSV RKV 40-1188XL-15M	P-RSV RKV 66-2176XL-15M
3		Junction box to consolidate wiring	4-port junction box	P-4 RKFV 40-RSFV100	P-4 RKFV 66-RSFV19
			8-port junction box	P-8 RKFV 40-RSFV190	
4		Home run cable from the junction box to the control panel	Black EX60 home run cable	P-RSV RKV 101-1189XL-10M	P-RSV RKV 190-1484XL-10M
				P-RSV RKV 101-1189XL-15M	P-RSV RKV 190-1484XL-15M
5		Home run control panel receptacle	Use with 4-port junction box	P-RKFV 101-3/14.5/NPT	P-RKFV 190-3/14.5/NPT
			Use with 8-port junction box	P-RKFV 190-3/14.5/NPT	
6		Lokfast guard	Use with instrument connectors	LOCK-MINI	LOCK-MINI
			Use with home run connectors	LOCK-MINI-B&C	LOCK-MINI-B&C



Minifast HD with ATEX and IECEx Approvals

- ATEX and IECEx approved connector
- Full metal body can be customized with many different cable types



Powerfast™ Connectivity Solutions

- Replaces time consuming hard-wiring methods
- Robust and reliable modular wiring solution
- Available in A-size (7/8"), D-size (1-3/8"), M16, M23 and M40
- Delivers flexible design capabilities, quick modifications, and expandible options

HL Receptacle Extension - Class I, Division 1 Installation

The extension threads into the conduit entry of an explosionproof approved device in a Class I, Division 1 (CID1) hazardous location and extends the connector into a Class I, Division 2 (CID2) area where it can be easily mated with a Minifast connector. Due to the use of TC-ER-HL cable and the explosion blocking qualities of the housings, this product has been FM approved for use in CID1 areas without the need for installing conduit and poured seals or intrinsic safety barriers. The rugged cable meets the same test specification as metal clad armor cables and is flexible and easy to work with.

TC-ER-HL Cable: Suitable for Class I, Division 1 Installation

P-RSV 40-EXG-2524-*/*/14.5/NPT/UNION



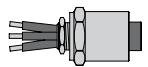
P-EXG 2A1-2524-*/*/14.5/NPT/UNION



Turck's Powerfast™ for process automation connectivity products are UL-2237 approved, available in A-Size (7/8") and D-Size (1-3/8") connectors and are rated for up to 30 amps and 600 V for a wide range of applications. Additionally, Powerfast products carry FM approval for use in CID2 and Class I, Zone 2 hazardous locations. Offering easy installation and customization, the Powerfast system delivers flexible design capabilities, quick modifications and expandable options.

AC Power Applications for Control Equipment

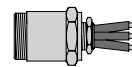
Typical single-phase supply for actuators and small motors up to 600 V/30 A



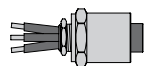
P-PWR-GKDFV 32-*M/14.5/NPT
1/2-14NPT Powerfast® receptacle
1 3/8-16 UN female mating thread
12 AWG leads



P-PWR-GSDV GKDV 32-1669-*M
Black TC-ER/STOOW cable, 12 AWG



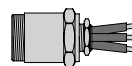
P-PWR-GSDFV 32-*M/14.5/NPT
1/2-14NPT Powerfast® receptacle
1 3/8-16 UN female mating thread
12 AWG leads




P-PWR-GKDFV 34-*M/14.5/NPT
1/2-14NPT Powerfast® receptacle
1 3/8-16 UN female mating thread
14 AWG leads



P-PWR-GSDV GKDV 34-1671-*M
Black TC-ER/STOOW cable, 14 AWG




P-PWR-GSDFV 34-*M/14.5/NPT
1/2-14NPT Powerfast® receptacle
1 3/8-16 UN female mating thread
14 AWG leads



Network Cable Offering

- Full product offerings for HART, Profibus-PA, Profibus-DP, FOUNDATION™ Fieldbus, DeviceNET
- EX60, TPE, PVC or TPU jacket options
- Panel or machine mounted I/O for placing control at the point of use



Type K Thermocouple

- Provides modularity in equipment design, movement and installation
- Type-K specific contacts and cable
- Eliminates cold junction compensation
- Enables quick and easy maintenance

TURCK



30 subsidiaries and over
60 representations worldwide!

Printed in USA

©2020 by Turck Inc. All rights reserved. No part of the
publication may be reproduced without written permission.

B2700 A 10/20

www.turck.com