BI2-EG08-AG6X-H1341
Inductive Sensor

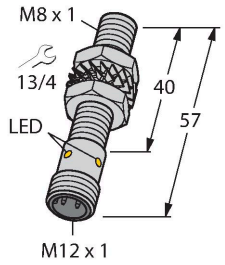



Technical data

Type	BI2-EG08-AG6X-H1341
ID	100018000
General data	
Rated switching distance	2 mm
Mounting conditions	Flush
Secured operating distance	≤ (0.81 × Sn) mm
Correction factors	St37 = 1; Al = 0.3; stainless steel = 0.7; Ms = 0.4
Repeat accuracy	≤ 10 % of full scale
Temperature drift	≤ ±10 %
Hysteresis	1…15 %
Electrical data	
Operating voltage U_B	10…30 VDC
Ripple U_{ss}	≤ 10 % U_{Bmax}
DC rated operating current I_e	≤ 100 mA
Rated operational current	at 25°C
Residual current	≤ 0.8 mA
Isolation test voltage	0.5 kV
Short-circuit protection	yes/Cyclic
Voltage drop at I_e	≤ 3.5 V
Wire break/reverse polarity protection	Polarized
Output function	NO contact, 2-wire
Smallest operating current	≥ 3 mA
Switching frequency	0.3 kHz
Mechanical data	
Design	Threaded barrel, M8 x 1
Dimensions	57 mm

Features

- Threaded barrel, M8 x 1
- Stainless steel, 1.4427 SO
- DC 2-wire, 10…30 VDC
- Polarized version
- NO contact
- M12 x 1 male connector

Wiring diagram

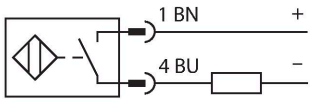

Functional principle

Inductive sensors detect metal objects contactless and wear-free. For this, they use a high-frequency electromagnetic AC field that interacts with the target. Inductive sensors generate this field via an RLC circuit with a ferrite coil.

BI2-EG08-AG6X-H1341| 21-02-2025 15-18 | Technical modifications reserved

Technical data

Housing material	Stainless steel, 1.4427 SO
Active area material	Plastic
Max. tightening torque of housing nut	5 Nm
Electrical connection	Connector, M12 × 1
Environmental conditions	
Ambient temperature	-25…+70 °C
Vibration resistance	55 Hz (1 mm)
Shock resistance	30 g (11 ms)
Protection class	IP67
MTTF	2283 years acc. to SN 29500 (Ed. 99) 40 °C
Switching state	LED, Yellow

Mounting instructions

Mounting instructions/Description	
Distance D	2 x B
Distance W	3 x Sn
Distance T	3 x B
Distance S	1.5 x B
Distance G	6 x Sn
Diameter active area B	Ø 8 mm

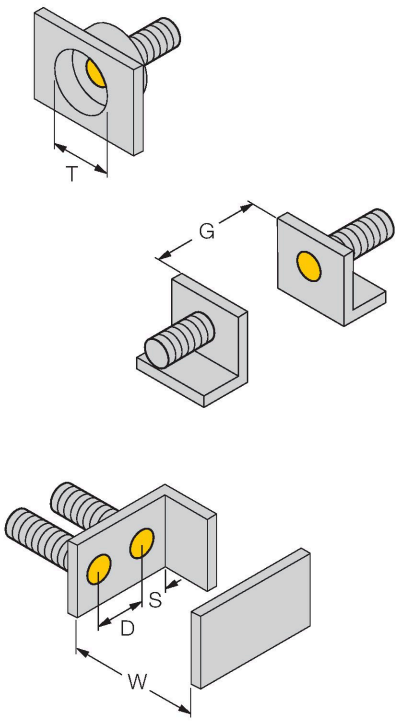

BI2-EG08-AG6X-H1341| 21-02-2025 15-18 | Technical modifications reserved

Accessories

QM-08	6945100

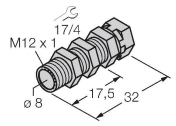

Quick-mount bracket with dead-stop, chrome-plated brass, male thread M12 x 1. Note: The switching distance of proximity switches may be reduced through the use of quick-mount brackets.

BST-08B	6947210

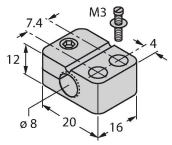

Mounting clamp for threaded barrel sensors, with dead-stop; material: PA6

MW08	6945008

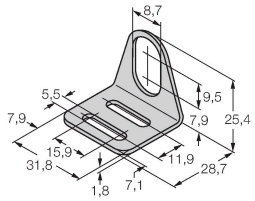

Mounting bracket for threaded barrel sensors; material: Stainless steel A2 1.4301 (AISI 304)

BSS-08	6901322

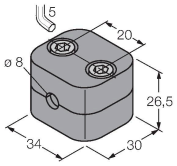

Mounting clamp for smooth and threaded barrel sensors; material: Polypropylene

MBS80	69479

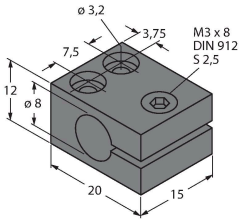

Mounting clamp for smooth barrel sensors; mounting block material: Anodized aluminum

BI2-EG08-AG6X-H1341| 21-02-2025 15-18 | Technical modifications reserved