RU20U-M18M-UP8X2- H1151
Ultrasonic Sensor – Diffuse Mode Sensor

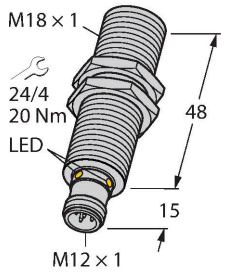

Technical data

Type	RU20U-M18M-UP8X2- H1151
ID no.	100000558
Ultrasonic data	
Function	Proximity
Range	25…200 mm
Resolution	0.5 mm
Minimum switching range	5 mm
Ultrasound frequency	300 kHz
Repeat accuracy	≤ 0.15 % of full scale
Temperature drift	± 1.5 % of full scale
Linearity error	≤ ± 0.5 %
Edge lengths of the nominal actuator	20 mm
Approach speed	≤ 2 m/s
Pass speed	≤ 1.3 m/s
Electrical data	
Operating voltage	15…30 VDC
Residual ripple	10 % U_{ss}
DC rated operational current	≤ 150 mA
No-load current	≤ 50 mA
Load resistance	≤ 1000 Ω
Residual current	≤ 0.1 mA
Response time typical	< 50 ms
Readiness delay	≤ 300 ms

Features

- Smooth sonic transducer face
- Cylindrical housing M18, potted
- Connection via M12 x 1 male
- Temperature compensation
- Blind zone: 2.5cm
- Range: 20cm
- Resolution: 0.5mm
- Aperture angle of sonic cone: 15°
- 1 × switching output, PNP
- Teachable settings
- NO/NC programmable

Wiring diagram

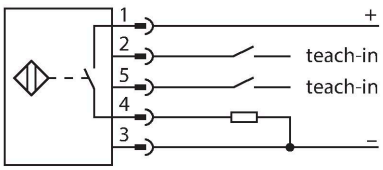

Functional principle

Ultrasonic sensors capture a multitude of objects contactlessly and wear-free with ultrasonic waves. It does not matter whether the object is transparent or opaque, metallic or non-metallic, firm, liquid or powdery. Even environmental conditions such as spray, dust or rain hardly affect their function.
The sonic cone diagram indicates the detection range of the sensor. In accordance with standard EN 60947-5-2, quadratic targets in a range of sizes (20 × 20 mm, 100 × 100 mm) and a round rod with a diameter of 27 mm are used.
Important: The detection ranges for other targets may differ from those for standard targets due to the different reflection properties and geometries.

RU20U-M18M-UP8X2- H1151| 07/21/2021 11-40 | technical changes reserved

Technical data

Output function	NO/NC, PNP
Output 1	Switching output
Switching frequency	≤ 12.5 Hz
Hysteresis	≤ 5 mm
Voltage drop at I_e	≤ 2.5 V
Short-circuit protection	yes / Cyclic
Reverse polarity protection	yes
Wire breakage protection	yes
Setting option	Remote Teach
Mechanical data	
Design	Threaded barrel, M18
Radiation direction	straight
Dimensions	Ø 18 x 63 mm
Housing material	Metal, CuZn, Nickel Plated
Max. tightening torque of housing nut	20 Nm
Transducer material	Plastic, Epoxyd resin and PU foam
Electrical connection	Connector, M12 × 1, 5-wire
Ambient temperature	-25…+70 °C
Storage temperature	-40…+80 °C
Protection class	IP67
Switching state	LED, Yellow
Object detected	LED, Green
Tests/approvals	
MTTF	281 years acc. to SN 29500 (Ed. 99) 40 °C
Declaration of conformity EN ISO/IEC	EN 60947-5-2
Vibration resistance	IEC 60068-2

Sonic Cone

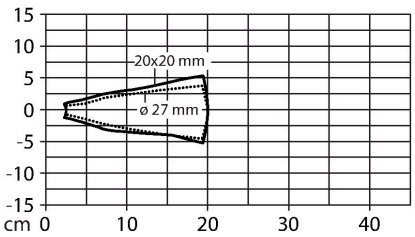

Mounting instructions

Mounting instructions/Description

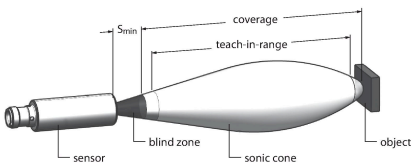

Setting the switching point
The ultrasonic sensor features a switching output with a teachable switching point. The green and yellow LEDs indicate whether the sensor has detected the object.

One switching point is taught. This must be within the detection range. In this operating mode the background is suppressed.

Easy-Teach
Connect the TX1-Q20L60 teach adapter between the sensor and connection cable

RU20U-M18M-UP8X2- H1151| 07/21/2021 11-40 | technical changes reserved

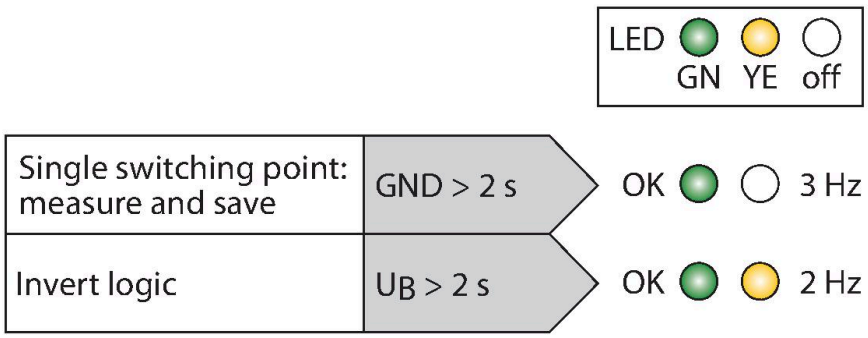

Place object at the end of the switching range
Press and hold button for at least 2 s against Gnd
After a successful teach-in, the green LED flashes at 3 Hz and the sensor runs automatically in normal mode.
To invert the output function, press and hold the button against the Ub for 2…7s

LED response
In standard operating mode, the two LEDs indicate the switching state of the sensor.
Green: Object within the detection range but not in switching range
Yellow: Object is within the switching range
Off: Object is outside the detection range or signal loss

Accessories

MW-18	6945004

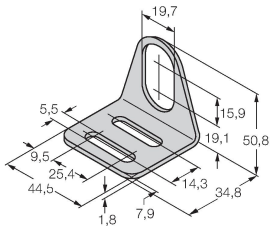

Mounting bracket for threaded barrel sensors; material: Stainless steel A2 1.4301 (AISI 304)

Wiring accessories

Dimension drawing	Type	ID no.	
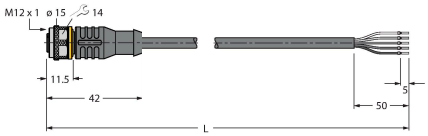	RKC4.5T-2/TEL	6625016	Connection cable, female M12, straight, 5-pin, cable length: 2 m, sheath material: PVC, black; cULus approval; other cable lengths and qualities available, see www.turck.com
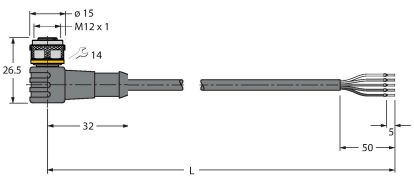	WKC4.5T-2/TEL	6625028	Connection cable, female M12, angled, 5-pin, cable length: 2 m, sheath material: PVC, black; cULus approval; other cable lengths and qualities available, see www.turck.com

RU20U-M18M-UP8X2- H1151| 07/21/2021 11-40 | technical changes reserved