BI8U-EM18MWD-VP6X
Inductive Sensor – For the Food Industry

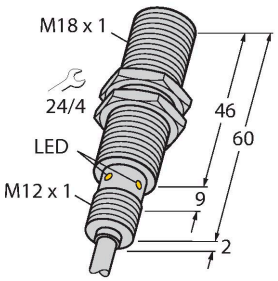

Technical data

Type	BI8U-EM18MWD-VP6X
Ident. no.	100000767
Rated switching distance	8 mm
Mounting conditions	Flush
Secured operating distance	≤ (0.81 × Sn) mm
Repeat accuracy	≤ 2 % of full scale
Temperature drift	≤ ± 10 %
	≤ ± 20 %, ≤ -25 °C , ≥ +70 °C
Hysteresis	3…15 %
Ambient temperature	-40…+100 °C
Operating voltage	10…30 VDC
Residual ripple	≤ 10 % U_{ss}
DC rated operational current	≤ 200 mA
No-load current	≤ 15 mA
Residual current	≤ 0.1 mA
Isolation test voltage	≤ 0.5 kV
Short-circuit protection	yes / Cyclic
Voltage drop at I_e	≤ 1.8 V
Wire breakage/Reverse polarity protection	yes / Complete
Output function	4-wire, Complementary contact, PNP
Switching frequency	1.5 kHz
Design	Threaded barrel, M18 × 1
Dimensions	62 mm
Housing material	Stainless steel, 1.4404 (AISI 316L)

Features

- Threaded barrel, M18 x 1
- Stainless steel, 1.4404
- Front cap made of liquid crystal polymer
- Factor 1 for all metals
- Resistant to magnetic fields
- For temperatures of -40 °C…+100 °C
- High protection class IP69K for harsh environments
- Special double-lip seal
- Protection against all common acidic and alkaline cleaning agents
- Laser engraved label, permanently legible
- DC 4-wire, 10…30 VDC
- Changeover contact, PNP output
- Cable connection

Wiring diagram

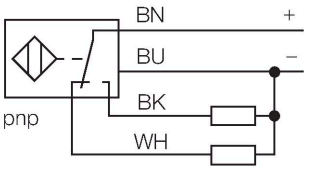

Functional principle

The inductive sensors for the food industry are absolutely tight and resistant to cleaning agents and disinfectants. The requirements of the protection classes IP68 and IP69K are well exceeded by our uprox®+ sensors. The sensors are entirely protected by the LCP front cap and the stainless steel housing.

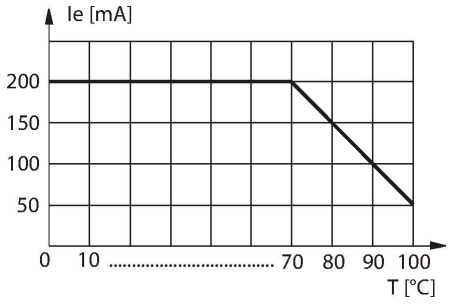

BI8U-EM18MWD-VP6X| 09/09/2020 16-23 | technical changes reserved

Technical data

Active area material	Plastic, LCP
End cap	Plastic, EPTR
Connector housing	plastic
Admissible pressure on front cap	≤ 15 bar
Max. tightening torque housing nut	25 Nm
Electrical connection	Cable
Cable quality	Ø 5.2 mm, White, D12YSL9Y-OB, PP, 2 m
	halogen-free
Core cross-section	4 x 0.34 mm^2
Vibration resistance	55 Hz (1 mm)
Shock resistance	30 g (11 ms)
Protection class	IP68 / IP69K
MTTF	874 years acc. to SN 29500 (Ed. 99) 40 °C
Switching state	LED, Yellow

Mounting instructions

Mounting instructions/Description

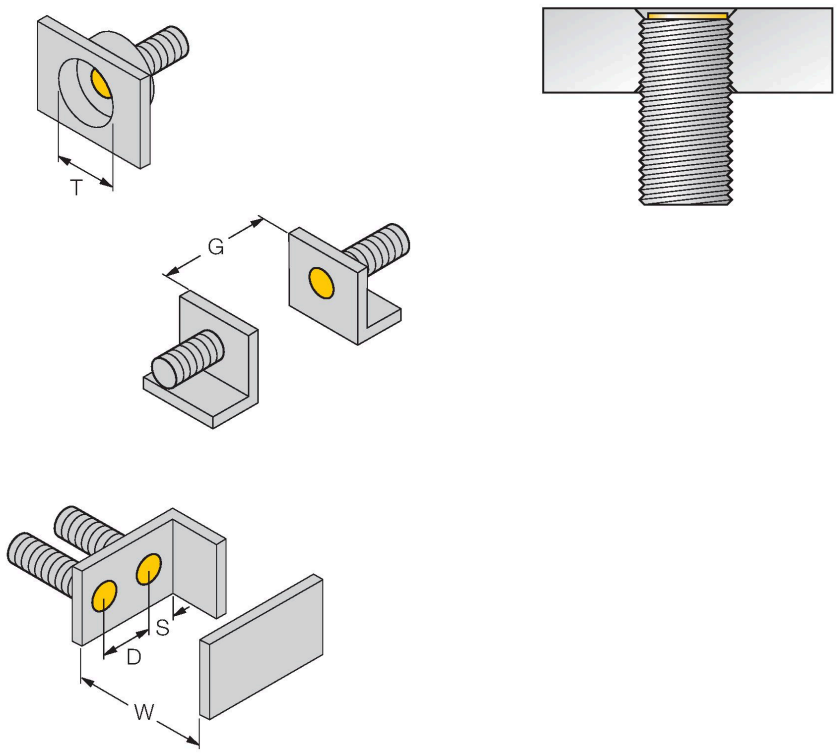

Distance D	36 mm
Distance W	3 x Sn
Distance T	3 x B
Distance S	1.5 x B
Distance G	6 x Sn
Diameter active area B	Ø 18 mm

All flush mountable uprox+ threaded barrel types are also recessed mountable. Safe operation is ensured if the sensor is screwed in by half a turn.

BI8U-EM18MWD-VP6X| 09/09/2020 16-23 | technical changes reserved

Accessories

MW-18	6945004
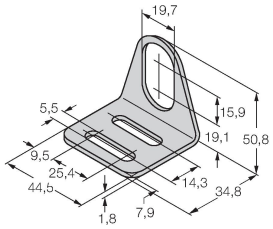	Mounting bracket for threaded barrel sensors; material: Stainless steel A2 1.4301 (AISI 304)

BSS-18	6901320
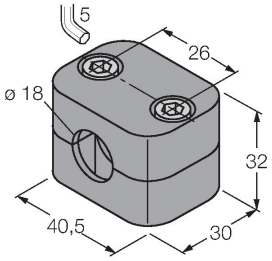	Mounting clamp for smooth and threaded barrel sensors; material: Polypropylene

PN-M18	6905310
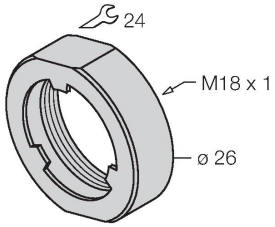	Protective nut for M18 x 1 threaded barrels; material: Stainless steel A2 1.4305 (AISI 303)

BI8U-EM18MWD-VP6X| 09/09/2020 16-23 | technical changes reserved