BIM-EM12E-AP6X-H1141/S1751
Magnetic Field Sensor – Magnetic-inductive Proximity Sensor With FM Approval

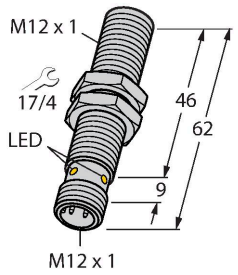

Technical data

Type	BIM-EM12E-AP6X-H1141/S1751
Ident. no.	100001278
Special version	S1751 corresponds to: FM approval
Rated switching distance	90 mm
	In conjunction with magnet DMR31-15-5
Repeat accuracy	≤ 0.3 % of full scale
Temperature drift	≤ ± 15 %
Hysteresis	1…10 %
Ambient temperature	-25…+70 °C
Operating voltage	10…30 VDC
Residual ripple	≤ 10 % U_{ss}
DC rated operational current	≤ 200 mA
No-load current	≤ 15 mA
Residual current	≤ 0.1 mA
Isolation test voltage	≤ 0.5 kV
Short-circuit protection	yes / Cyclic
Voltage drop at I_e	≤ 1.8 V
Wire breakage/Reverse polarity protection	yes / Complete
Output function	3-wire, NO contact, PNP
Switching frequency	1 kHz
Design	Threaded barrel, M12 × 1
Dimensions	62 mm

Features

- Threaded barrel, M12 x 1
- Stainless steel, 1.4301
- Rated operating distance 90 mm with DMR31-15-5 magnet
- DC 3-wire, 10…30 VDC
- NO contact, PNP output
- Male connector, M12 x 1

Wiring diagram

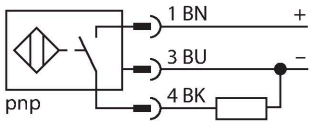

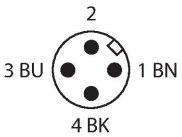

Functional principle

Magnetic inductive proximity sensors are actuated by magnetic fields and are thus capable of detecting permanent magnets through non-ferromagnetic materials (e.g. wood, plastic, non-ferrous metals, aluminium, stainless steel).
Thus it is possible to achieve large switching distances even with smaller housing styles.
In combination with the actuation magnet DMR31-15-5 TURCK sensors feature a relatively high switching distance. Thus there are multiple detection possibilities, particularly if the mounting space is limited or other difficult sensing conditions prevail.

BIM-EM12E-AP6X-H1141/S1751| 09/09/2020 16-40 | technical changes reserved

Technical data

Housing material	Stainless steel, 1.4301 (AISI 304)
Active area material	Plastic, PBT-GF30
Max. tightening torque housing nut	10 Nm
Electrical connection	Connector, M12 × 1
Vibration resistance	55 Hz (1 mm)
Shock resistance	30 g (11 ms)
Protection class	IP67
MTTF	2283 years acc. to SN 29500 (Ed. 99) 40 °C
Switching state	LED, Yellow

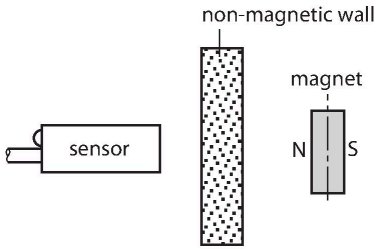

Mounting instructions

Mounting instructions/Description	
Diameter active area B	Ø 12 mm

Accessories

DMR20-10-4 6900214

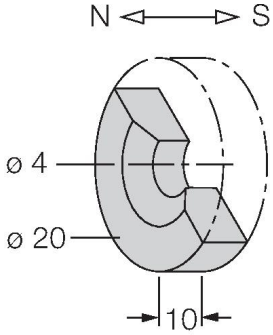

Actuation magnet; Ø 20 mm (Ø 4 mm), h: 10 mm; attainable switching distance 59 mm on BIM-(E)M12 magnetic field sensors or 50 mm on BIM-EG08 magnetic field sensors; for Q25L linear position sensors: recommended distance between the sensor and magnet: 3…4 mm

DMR31-15-5 6900215

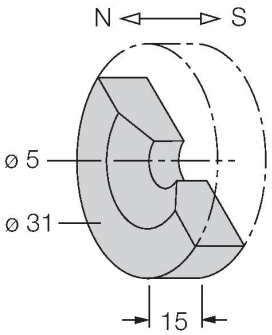

Actuation magnet, Ø 31 mm (Ø 5 mm), h: 15 mm; attainable switching distance 90 mm on BIM-(E)M12 magnetic field sensors or 78 mm on BIM-EG08 magnetic field sensors; for Q25L linear position sensors: recommended distance between the sensor and magnet: 3…5 mm

DMR15-6-3 6900216

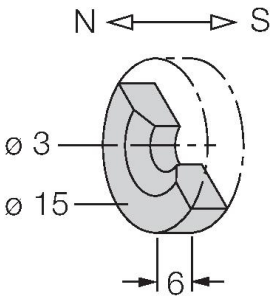

Actuation magnet, Ø 15 mm (Ø 3 mm), h: 6 mm; attainable switching distance 36 mm on BIM-(E)M12 magnetic field sensors or 32 mm on BIM-EG08 magnetic field sensors; for Q25L linear position sensors: recommended distance between the sensor and magnet: 3…4 mm

DM-Q12 6900367

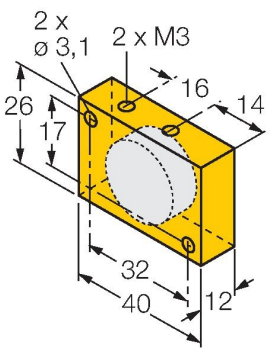

Actuator, rectangular, plastic, attainable switching distance 58 mm on BIM-(E)M12 magnetic field sensors or 49 mm on BIM-EG08 magnetic field sensors; for Q25L linear position sensors: recommended distance between the sensor and magnet: 3…5 mm

BIM-EM12E-AP6X-H1141/S1751| 09/09/2020 16-40 | technical changes reserved

BSS-12	6901321

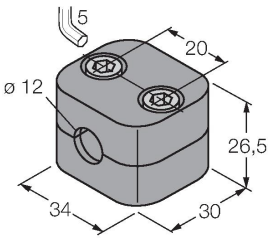

Mounting clamp for smooth and threaded barrel sensors; material: Polypropylene

MW-12	6945003

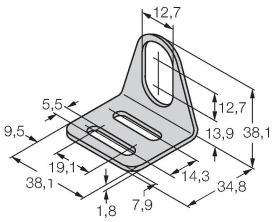

Mounting bracket for threaded barrel sensors; material: Stainless steel A2 1.4301 (AISI 304)

BIM-EM12E-AP6X-H1141/S1751| 09/09/2020 16-40 | technical changes reserved