

TX100 HMI Series

4" Economy Display with TX VisuPro Runtime

High-Quality Plastic Housing with a Resistive Touch Screen



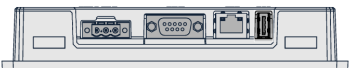







TX104-00VPST

Type	TX104-00VPST
ID	100002311
Display/touch	
Display	TFT colour
Touchscreen	Resistive, Plastic film front
Active screen area	4.3"
Resolution (pixels)	480 × 272 pixels WQVGA
Format	16:9
Brightness	200 cd/m ² typ.
dimnable	Yes
Controller	
Processor	ARM Cortex A8, 300 MHz
Memory	2 GB Flash
RAM memory	256 MB
Add-on memory	1 x USB host port
Interfaces	
Onboard	1 x RJ45 Ethernet, 1 x RS232/485/422, 1 x USB host, 1 x power supply
Ethernet	1 x 10/100 Mbit
USB	1 × host port
Serial	RS232 / RS485 / RS422
Power supply	
Rated value	24 VDC, max. 0.25 A
Admissible voltage range	10...32 VDC
General data	
Operating ambient conditions	0...50 °C, 5...85 % rel. humidity, non-condensing
Storage ambient conditions	-20...70 °C, 5...85 % rel. humidity, non-condensing
Approvals	CE cULus
Ex approval	Haz. Loc. Class I, Division 2, Groups A, B, C and D
Protection class	IP66 front, IP20 rear NEMA type: 2/4X
Dimensions	
Front (W x H x D)	147 x 107 x 34 mm
Cut-out (W x H)	136 x 96 mm
Mounting depth	29+5 mm
Weight	approx. 0.4 kg



- 4.3" TFT wide screen color display
- LED backlight
- 480 x 272 pixel resolution
- 64 K colors
- Resistive touch screen
- 1 RJ45 Ethernet port
- 1 serial interface (RS232, RS485, RS422)
- 1 USB host port

Connection and pin assignment

	<p>Power Supply</p> <p>The power supply connector is delivered with each device.</p> <p>7/8" male receptacle for enclosure (example): RSF 40-1M W/LN Ident. no. U-36648</p>	<p>Pin Assignment</p>  <p>1 = 24 VDC 2 = 0V 3 = $\frac{1}{2}$</p>
	<p>USB Interfaces</p>	<p>Pin Assignment</p>  <p>1 = 5 VDC 2 = D - 3 = D + 4 = GND</p>
	<p>Ethernet Ports</p> <p>The Ethernet ports are connected to each other via an internal switch.</p> <p>Ethernet cordsets (examples):</p> <p>RJ45-RJ45: RJ45S RJ45S 441-2M Ident. no. U-06842</p> <p>RJ45-M12 D-code: RSSD RJ45S 441-2M Ident. no. U3-00525</p> <p>RJ45-M8: PSGS 4M RJ45S 4413-2M Ident. no. U2-24205</p> <p>RJ45-M12 D-code female receptacle: RJ45S FKSDED 441-1M Ident. no. U-03569</p>	<p>Pin Assignment</p>  <p>1 = TX + 2 = TX - 3 = RX + 4 = n.c. 5 = n.c. 6 = RX - 7 = n.c. 8 = n.c.</p>
	<p>Serial Interface</p> <p>The serial interface can be operated either as RS232, RS485 or RS422. The adjacent wiring diagrams show the respective pin assignments.</p> <p>Attention: In the RS485 mode, pins 3 and 4 as well as 7 and 8 must be externally connected!</p>	<p>Pin Assignment in RS232 Operating Mode</p>  <p>1 = GND 2 = n.c. 3 = TX 4 = RX 5 = n.c. 6 = +5V output 7 = CTS 8 = RTS 9 = n.c.</p> <p>Pin Assignment in RS485 Operating Mode</p>  <p>1 = GND 2 = n.c. 3 = A 4 = A 5 = n.c. 6 = +5V output 7 = B 8 = B 9 = n.c.</p> <p>Pin Assignment in RS422 Operating Mode</p>  <p>1 = GND 2 = n.c. 3 = TX - 4 = RX - 5 = n.c. 6 = +5V output 7 = RX + 8 = TX + 9 = n.c.</p>

Accessories

Type code	Ident-No.		Dimension drawing
TX100-MOUNT-07	100003186	TX100 mounting bracket and power connectors for 4–7" devices	

Function accessories

Type code	Ident-No.		Dimension drawing
TX-PSC	100002938	Power Supply Male Connector for TX HMI Devices	