# REI-E-114I15E-4B5000-H1181
# Incremental Encoder
# Efficiency Line

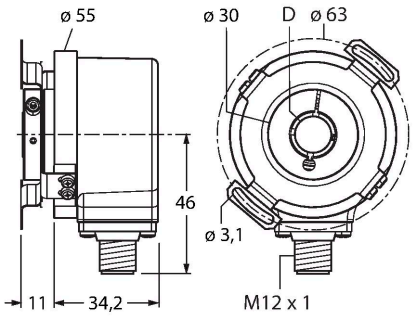


## Technical data

| | |
|---|---|
| Type | REI-E-114I15E-4B5000-H1181 |
| Ident. no. | 100011932 |
| Measuring principle | Optical |
| Max. Rotational Speed | 4500 rpm |
| Moment of inertia of the rotor | 6 x10$^{-6}$ kgm$^2$ |
| Starting torque | < 0.05 Nm |
| Ambient temperature | -20…+70 °C |
| Operating voltage | 5…30 VDC |
| No-load current | ≤ 90 mA |
| Output current | ≤ 20 mA |
| Short-circuit protection | yes |
| Wire breakage/Reverse polarity protection | yes |
| Output type | Incremental |
| Resolution, incremental | 5000 ppr |
| Pulse frequency max. | 300 kHz |
| Signal level high | min. 2.5 V |
| Signal level low | max. 0.5 V |
| Output function | RS422/TTL, with inverted signals |
| Design | Hollow shaft |
| Flange type | Flange with stator coupling |
| Flange diameter | Ø 63 mm |
| Shaft Type | Hollow shaft |
| Shaft diameter D [mm] | 15 |

## Features

- Flange with stator coupling, Ø 63 mm
- Hollow shaft, Ø 15mm
- Optical measuring principle
- Shaft material: stainless steel
- Protection class IP64 on housing and shaft side
- -20…+70 °C
- Max. 4500 rpm (continuous operation 3000 rpm)
- 5…30 VDC
- Male connector, M12 x 1 , 8-pole
- RS422 with inverted signals
- Pulse frequency max. 300 kHz
- 5000 pulses per revolution

## Wiring diagram

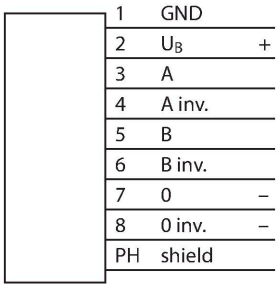


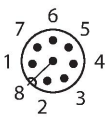


REI-E-114I15E-4B5000-H1181| 09/09/2020 18-13 | technical changes reserved

## Technical data

| | |
|---|---|
| Shaft material | Stainless steel |
| Housing material | Die-cast zinc |
| Electrical connection | Connector, M12 × 1 |
| | 8-pin |
| Axial shaft load | 40 N |
| Radial shaft load | 80 N |
| Vibration resistance (EN 60068-2-6) | 10 g (100 m/s²), 10…2000 Hz |
| Shock resistance (EN 60068-2-27) | 1000 m/s², 6 ms |
| Protection class | IP64 |
| Protection class shaft | IP64 |

## Accessories

RME-1 1544612

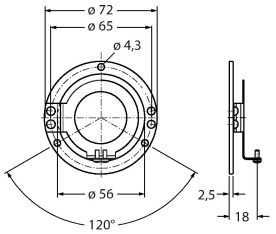


Stainless steel stator coupling for hollow shaft encoders, reference diameter, 65 mm, for highly dynamic, standard applications with axial and radial play

RME-2 1544613

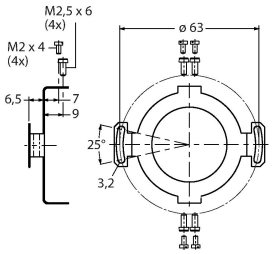


Stainless steel stator coupling for hollow shaft encoders, reference diameter 63 mm, for applications with hight demands on accuracy

RME-4 1544615

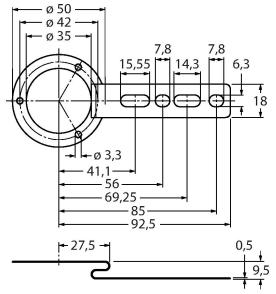


Stainless steel mounting panel for hollow shaft encoders, reference diameter 80…170 mm, for low dynamic applications with axial and radial play

RME-7 1544618

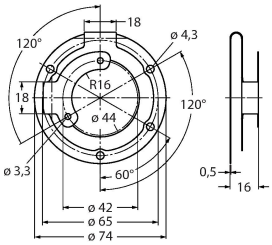


Stainless steel stator coupling for hollow shaft encoders, reference diameter 65 mm, for highly dynamic applications with axial and radial play

RME-8 1544619

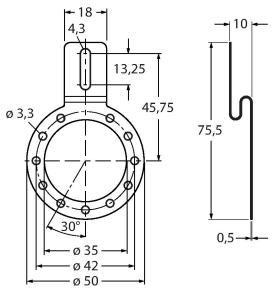


Stainless steel mounting panel for hollow shaft encoders, reference diameter 65…91.5 mm, for applications with axial and radial play at constant rotation speed

RME-9 1544620

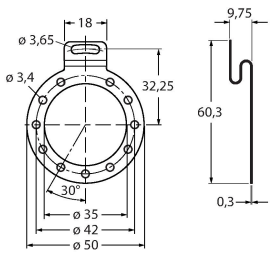


Stainless steel mounting panel for hollow shaft encoders, reference diameter 64.5 mm, for low dynamic applications with axial and radial play

REI-E-114I15E-4B5000-H1181| 09/09/2020 18-13 | technical changes reserved

| RME-13 | 1544624 |
|---|---|

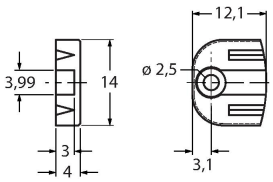


Plastic mounting element for hollow shaft encoders, pitch diameter 42 mm, for applications with limited axial play, low dynamics and limited mounting space

| RME-14 | 1544625 |
|---|---|

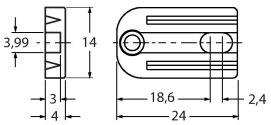


Plastic mounting element for hollow shaft encoders, pitch diameters 44 mm, 60 mm, 63 mm, 65 mm, for low dynamic applications with high axial play.

## Wiring accessories

| Dimension drawing | Type | Ident. no. | |
|---|---|---|---|
| | RKC8T-2/TXL | 6625142 | Connection cable, female M12, straight, 8-pin, cable length: 2 m, sheath material: PUR, black; cULus approval; other cable lengths and qualities available, see www.turck.com |

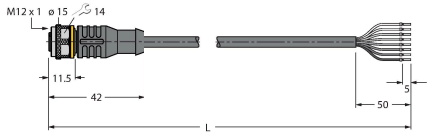


REI-E-114I15E-4B5000-H1181| 09/09/2020 18-13 | technical changes reserved