RJ45S RJ45S 841-74M
Industrial Ethernet Cable – Patch Cable

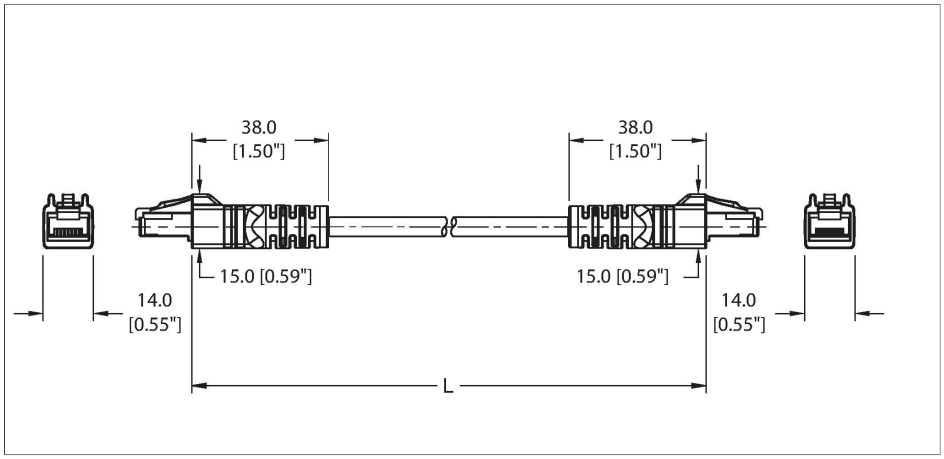



Technische Daten

Type	RJ45S RJ45S 841-74M
ID	100017195
Connector A	Male, RJ45, Straight
Number of contacts	8
Contacts	Bronze, CuSn, Gold-plated
Contact carriers	Plastic, PC, Transparent
Connector body	Plastic, TPU, Black
Protection class (When coupled)	IP20
	NEMA: 1
Connector B	Male, RJ45, Straight
Number of contacts	8
Contacts	Bronze, CuSn, Gold-plated
Contact carriers	Plastic, PC, Transparent
Connector body	Plastic, TPU, Black
Protection class (When coupled)	IP20
	NEMA: 1
Cable data	
Cable ID	RF50893
Fieldbus	Ethernet, 841
Total number of conductors	8
Cable diameter	Ø 7.65 mm
Length (L)	74 m
Cable jacket	TPE, Teal

Features

- RJ45, Male, Straight, 8-pin, Shielded
- RJ45, Male, Straight, 8-pin, Shielded
- Industrial Ethernet Cable
- fieldbus type: Ethernet CAT5E, Teal TPE jacket, shielded, 4UTPX24 AWG
- -40 Cold Bend Rating
- Flame Ratings: UL 1685, UL1061
- Flexlife® and C-Track Approved

Cable cross section

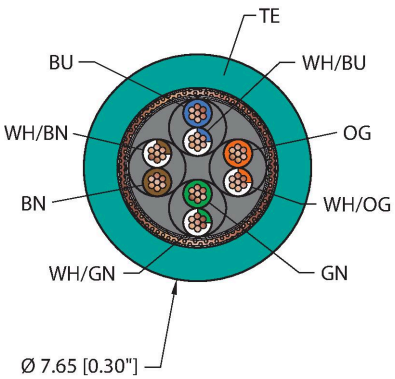

Contact assignment

RJ45S RJ45S 841-74M| 21-02-2025 19-51 | Technische Änderungen vorbehalten

Technische Daten

Shielding	Aluminum/polyester (OUT), 38 AWG, TC (Tinned Copper), 75% coverage
Conductor material	TC (tinned copper)
Conductor colors	WH/OG, OG, WH/GN, GN, WH/BN, BN, WH/BU, BU
Sub assembly 1	
Description of assembly	UTP (Unshielded Twisted Pair)
Number of pairs	4
Conductor diameter	0.046 ”
Conductor insulation material	HDPE
Cable conductor cross-section	2x24 AWG [Similar to 0.25 mm²]
Number of strands x O.D.	7x32 AWG
Electrical properties at +20 °C	
Rated voltage	42 V
Current	1.5 A
Mechanical and chemical properties	
Bending radius (static)	≥ 4 x Ø
Bending radius (C-track)	≥ 4 In.
Bending cycles (C-track)	35 Million *
Torsional stress	± 270 °/m
Torsion rating	Max. 3 million
Torsional stress	52 Cycles/min
UL cold bend rating	-40 °C
	*When correctly installed at 20 °C, 50 % RH.
C-Track	Yes
Ambient temperature range (static)	-40…+80 °C
Ambient temperature range (dynamic)	5…+80 °C
Temperature range (installation)	-10…+80 °C
Approval	
Approvals	UL Listed CE UKCA RoHS
Note	
	- Flex ratings may be reduced if used in extreme temperatures, exposure to certain chemicals, operating above the rated cycle speed, or operating below the rated cable bend radius.

Connector A Connector B

Circuit Diagram

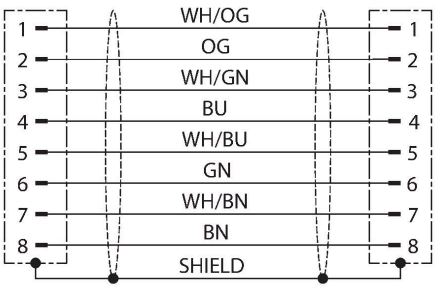

Technische Daten

- We reserve the right to make technical alterations without prior notice.