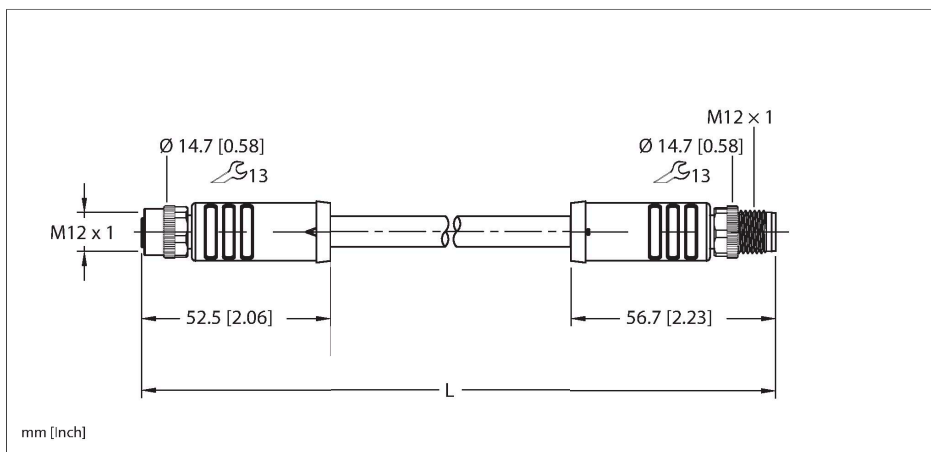


RKP46PS-8-RSP46PS

Power Cordset – Extension Cable



Technical data

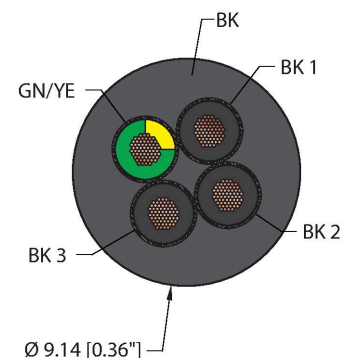
Type	RKP46PS-8-RSP46PS
ID	100027629
Connector A	Female, M12 × 1, Straight, S-code
Number of contacts	4
Contacts	Brass, CuZn, Gold-plated
Contact carriers	Plastic, PA 66/6, Black
Connector body	Plastic, PVC, Black
Coupling nut	Brass, CuZn, Nickel-plated
Connector seal	O-ring, Plastic, FKM/FPM
Tightening torque	0.8 Nm
Mechanical life	> 100 Mating cycles
Pollution degree	2
Protection class (When coupled)	IP67, IP68
	NEMA: 1, 3, 4, 6P
Connector B	Male, M12 × 1, Straight, S-code
Number of contacts	4
Contacts	Brass, CuZn, Gold-plated
Contact carriers	Plastic, PA 66/6, Black
Connector body	Plastic, PVC, Black
Coupling nut	Brass, CuZn, Nickel-plated
Tightening torque	0.8 Nm
Mechanical life	> 100 Mating cycles
Pollution degree	2
Protection class (When coupled)	IP67, IP68

Features



- M12 Power, Female, Straight, 4-pin, S-code, IP67, IP68
- M12 Power, Male, Straight, 4-pin, S-code, IP67, IP68
- Power Tray/Exposed Run/Direct Burial Cable
- Black PVC jacket, 4X16 AWG
- Sunlight Resistant
- -40 Cold Bend Rating
- Oil Resistant
- Flame Ratings: UL 1685 FT4, CSA FT1, CSA FT4, IEC 60332-3-22

Cable cross section



Contact assignment

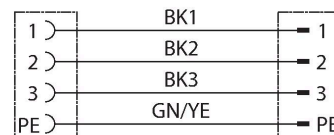
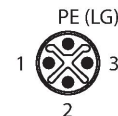
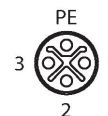
Technical data

NEMA: 1, 3, 4, 6P

Cable data	
Total number of conductors	4
Cable diameter	Ø 9.14 mm
Length (L)	8 m
Cable jacket	PVC, Black
Conductor diameter	0.105 "
Conductor material	BC (bare copper)
Conductor insulation material	PVC/Nylon (Nylon overcoat)
Conductor size	4 x 16 AWG [Similar to 1.50 mm ²]
Number of strands x O.D.	65 x 34 AWG
Conductor colors	BK1, BK2, BK3, GN/YE
Electrical properties at +20 °C	
Rated voltage	600 VAC
Current	12 A
Mechanical and chemical properties	
Bending radius (static)	≥ 5 x Ø
Bending radius (dynamic)	≥ 10 x Ø
UL cold bend rating	-40 °C
Ambient temperature range (static)	-40...+90 °C
Ambient temperature range (dynamic)	5...+90 °C
Temperature range (installation)	-10...+90 °C
Approval	
Additional Approvals	IEC 60332-3-22
Approvals	RoHS
Note	
- CAUTION: RISK OF ELECTRICAL SHOCK. DO NOT DISCONNECT UNDER LOAD.	
- Flex ratings may be reduced if used in extreme temperatures, exposure to certain chemicals, operating above the rated cycle speed, or operating below the rated cable bend radius.	
- We reserve the right to make technical alterations without prior notice.	

Connector A

Connector B



Accessories

M12-CORDSETS-MOUNTING-CLIP-(10/BAG)**100016882**

10 Pack of black mounting clips and M4x8mm mounting screws, used to secure cable to cable connection points.