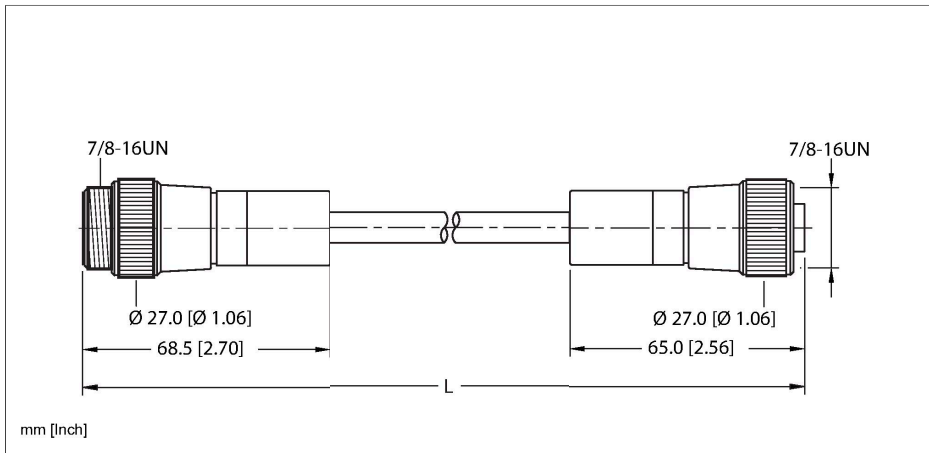


# RSM RKM 44P-30M

## Power Cordset – Extension Cable



### Technical data

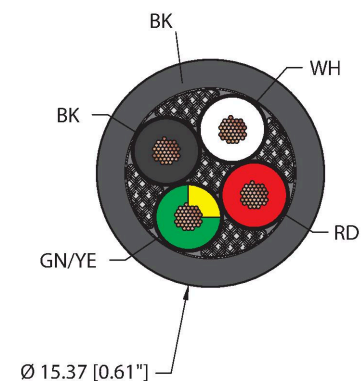
|                                 |                              |
|---------------------------------|------------------------------|
| Type                            | RSM RKM 44P-30M              |
| ID                              | 100034126                    |
| Connector A                     | Male, 7/8"-16 UN, Straight   |
| Number of contacts              | 4                            |
| Contacts                        | Brass, CuZn, Gold-plated     |
| Contact carriers                | Plastic, PVC, Black          |
| Connector body                  | Plastic, PVC, Black          |
| Coupling nut                    | Brass, CuZn, Nickel-plated   |
| Tightening torque               | 2 Nm                         |
| Mechanical life                 | > 100 Mating cycles          |
| Pollution degree                | 3                            |
| Protection class (When coupled) | IP67, IP68, IP69, IP69K      |
|                                 | NEMA: 1, 3, 4, 6P, 12        |
| Connector B                     | Female, 7/8"-16 UN, Straight |
| Number of contacts              | 4                            |
| Contacts                        | Brass, CuZn, Gold-plated     |
| Contact carriers                | Plastic, PVC, Black          |
| Connector body                  | Plastic, PVC, Black          |
| Coupling nut                    | Brass, CuZn, Nickel-plated   |
| Tightening torque               | 2 Nm                         |
| Mechanical life                 | > 100 Mating cycles          |
| Pollution degree                | 3                            |
| Protection class (When coupled) | IP67, IP68, IP69, IP69K      |
|                                 | NEMA: 1, 3, 4, 6P, 12        |

### Features



- 7/8" Male, Straight, 4-pin
- 7/8" Female, straight, 4-pin
- Power Tray/Exposed Run/Direct Burial Cable
- Black TPE jacket, 4X14 AWG
- Sunlight Resistant
- -40 Cold Bend Rating
- Oil Resistant
- Flame Ratings: UL 1685 FT4, UL 1100, CSA FT1, CSA FT4

### Cable cross section



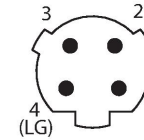
### Contact assignment

RSM RKM 44P-30M | 03/30/2026 23-35 | technical changes reserved


## Technical data

| Cable data                          |  |
|-------------------------------------|--|
| Cable ID                            | RF51672  |
| Total number of conductors          | 4  |
| Cable diameter                      | Ø 15.37 mm   |
| Length (L)                          | 30 m   |
| Cable jacket                        | TPE, Black   |
| Conductor diameter                  | 0.177 "  |
| Conductor material                  | BC (bare copper)   |
| Conductor insulation material       | PVC/Nylon (Nylon overcoat)   |
| Conductor size                      | 4 x 14 AWG [Similar to 2.50 mm <sup>2</sup> ]  |
| Number of strands x O.D.            | 41 x 30 AWG  |
| Conductor colors                    | BK, WH, RD, GN/YE  |
| Electrical properties at +20 °C     |  |
| Rated voltage                       | 600 V  |
| Current                             | 18 A   |
| Mechanical and chemical properties  |  |
| Bending radius (static)             | ≥ 5 x Ø  |
| Bending radius (dynamic)            | ≥ 10 x Ø   |
| UL cold bend rating                 | -40 °C   |
| Ambient temperature range (static)  | -40...+90 °C   |
| Ambient temperature range (dynamic) | 5...+90 °C   |
| Temperature range (installation)    | -10...+90 °C   |
| Approval                            |  |
| Approvals                           | UL 2237  |
| Note                                |  |
|                                     | - CAUTION: RISK OF ELECTRICAL SHOCK. DO NOT DISCONNECT UNDER LOAD.   |
|                                     | - Flex ratings may be reduced if used in extreme temperatures, exposure to certain chemicals, operating above the rated cycle speed, or operating below the rated cable bend radius. |
|                                     | - We reserve the right to make technical alterations without prior notice.   |

Connector A



Connector B



## Circuit Diagram

