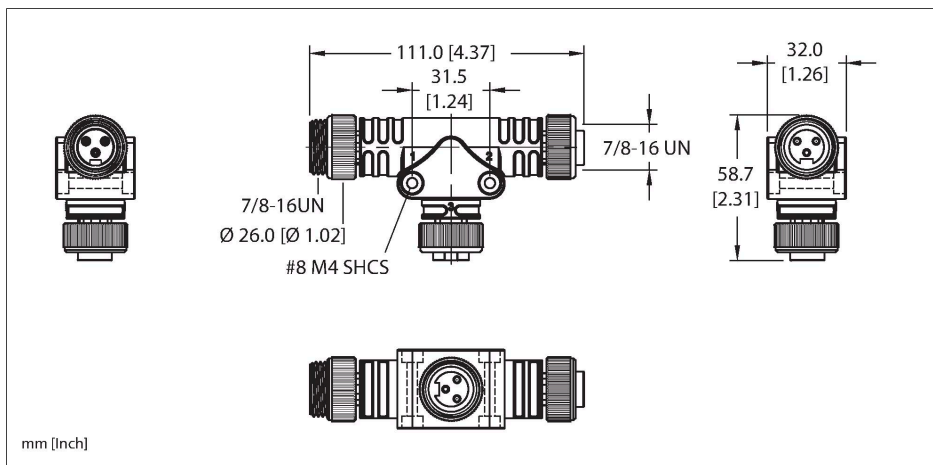


T-34-RSM/RKM/RKM

Power Splitters – T-Splitter

3-Pin



Features

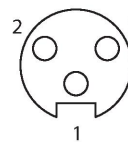
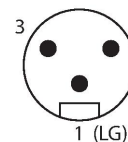


- 3-wire
- Wired in parallel
- RoHS-compliant
- Protection class: NEMA 1, 3, 4, 6P and IEC IP67, IP68
- 7/8" Male, Straight, 3-pin
- 2x 7/8", Female, Straight, 3-pin

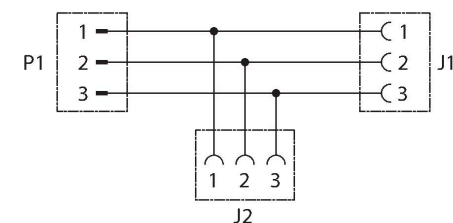
Contact assignment

Connector A (P1)

Connector B (J1-2)



Circuit Diagram



Technical data

Type	T-34-RSM/RKM/RKM
ID	100045048
Distributed I/O	T-splitter, 2 -port
Housing	Plastic, PVC, Black
Connector A	Male, 7/8"-16 UN
Number of contacts	3
Contacts	Brass, CuZn, Gold-plated
Contact carriers	Plastic, PVC, Black
Coupling nut	Brass, CuZn, Nickel-plated
Tightening torque	2 Nm
Mechanical life	> 100 Mating cycles
Pollution degree	3
Protection class (When coupled)	IP67, IP68 NEMA: 1, 3, 4, 6P
Connector B	2 x Female, 7/8"-16 UN
Number of contacts	3
Contacts	Brass, CuZn, Gold-plated
Contact carriers	Plastic, PVC, Black
Coupling nut	Brass, CuZn, Nickel-plated
Mechanical life	> 100 Mating cycles
Pollution degree	3
Protection class (When coupled)	IP67, IP68 NEMA: 1, 3, 4, 6P

Technical data

Electrical properties at +20 °C

Rated voltage	600 V
---------------	-------

Current	21 A
---------	------

Mechanical and chemical properties

Approvals	RoHS
-----------	------

Note

- CAUTION: RISK OF ELECTRICAL SHOCK. DO NOT DISCONNECT UNDER LOAD.

- We reserve the right to make technical alterations without prior notice.