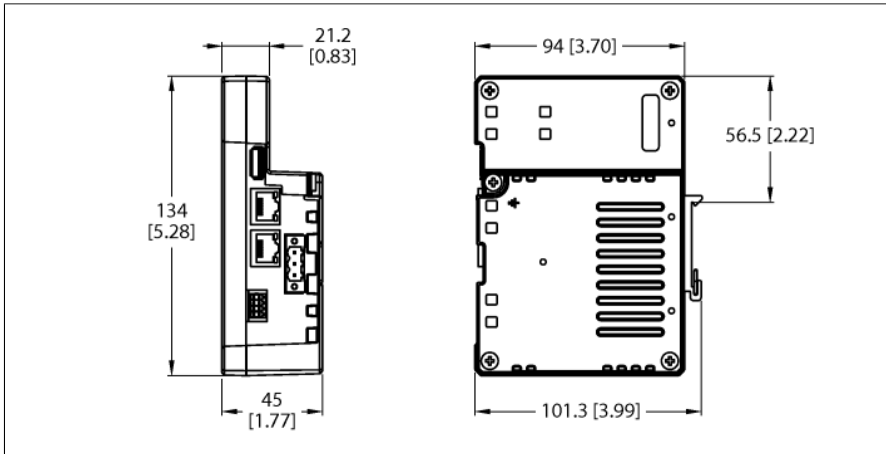


TX800 HMI/PLC Product Series

Quad-Core IOT Gateway — CODESYS V3 PLC with WEB VISU

TX800M-P3WV01



ID	100046997
Controller	
Processor	64-bit RISC, Quad core 1.6 GHz
Memory	8 GB Flash
RAM memory	2048 MB
Add-on memory	1 x SD card slot, 1 x USB host port
Real time clock	yes (battery-backed)
PLC data	
Programming	CODESYS V3
Released for CODESYS version	V 3.5.18.30
Programming languages	IEC 61131-3 (IL, LD, FBD, SFC, ST)
Programming interface	Ethernet
Program memory	20000 kByte
Non-volatile memory	63 kByte
Interfaces	
Onboard	2 x RJ45 Ethernet, 1 x RS232/485/422, 1 x USB host, 1 x power supply, 2 x expansion slot
Onboard for selection	CANopen Master (via extension module)
Ethernet	2 x 10/100 Mbit
Protocols	PROFINET (Controller/Device) EtherNet/IP (Scanner/Master) Modbus TCP (Master/Slave) EtherCAT (Master)
Fieldbus	Modbus RTU (Master/Slave) CANopen (Master)
USB	1 x host port
Serial	RS232 / RS485 / RS422
Expansion slot	One slot for up to two plug-in modules
Power supply	
Rated value	24 VDC, max. 0.35 A
Admissible voltage range	10...32 VDC

- 2 separated RJ45 Ethernet ports with 10/100 Mbit
- 1 serial interface (RS232, RS485, RS422)
- 1 USB host port
- 1 SD card slot
- 1 expansion module slot

General data

Operating ambient conditions	-20...60 °C, 5...85 % relative humidity, non-condensing
------------------------------	---

Storage ambient conditions	-30...70 °C, 5...85 % relative humidity, non-condensing
----------------------------	---

Approvals	CE
-----------	----

Ex approval	ATEX IEC Ex Haz. Loc. Class I, Division 2, Groups A,B,C and D
-------------	---

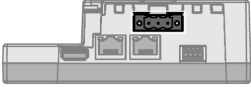

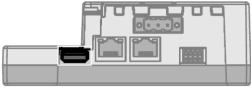

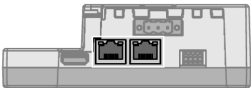

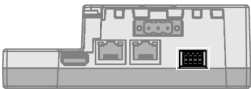


Protection class	IP20
------------------	------

Dimensions

Front (W x H x D)	45 x 134 x 102 mm
-------------------	-------------------

Weight	approx. 0.56 kg
--------	-----------------

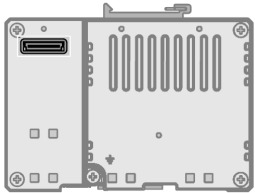
Connection and pin assignment

	<p>Power Supply</p> <p>The power supply connector is delivered with each device.</p> <p>7/8" male receptacle for enclosure (example): RSF 40-1M W/LN Ident. no. U-36648</p>	<p>Pin Assignment</p>  <p>1 = 24 VDC 2 = 0V 3 = $\frac{1}{2}$</p>
	<p>USB Interface</p>	<p>Pin Assignment</p>  <p>1 = 5 VDC 2 = D - 3 = D + 4 = GND</p>
	<p>Ethernet Ports</p> <p>The Ethernet ports are independent.</p> <p>Ethernet cordsets (examples):</p> <p>RJ45-RJ45: RJ45S RJ45S 441-2M Ident. no. U-06842</p> <p>RJ45-M12 D-code: RSSD RJ45S 441-2M Ident. no. U3-00525</p> <p>RJ45-M8: PSGS 4M RJ45S 4413-2M Ident. no. U2-24205</p> <p>RJ45-M12 D-code female receptacle: RJ45S FKSDDED 441-1M Ident. no. U-03569</p>	<p>Pin Assignment</p>  <p>1 = TX + 2 = TX - 3 = RX + 4 = n.c. 5 = n.c. 6 = RX - 7 = n.c. 8 = n.c.</p>
	<p>Serial Interface</p> <p>The serial interface can be operated either as RS232, RS485 or RS422. The adjacent wiring diagrams show the respective pin assignments.</p> <p>PLEASE NOTE: In RS485 mode, pins 1 and 2 as well as 3 and 4 must be externally connected!</p>	<p>Pin assignment in RS232 operating mode</p>  <p>1 = RX 2 = TX 3 = CTS 4 = RTS 5 = +5 VDC output 6 = GND 7 = n.c. 8 = shield</p> <p>Pin assignment in RS485 operating mode</p>  <p>1 = B- (RX-) 2 = A- (TX-) 3 = B+ (RX+) 4 = A+ (TX+) 5 = +5 VDC output 6 = GND 7 = n.c. 8 = shield</p> <p>Pin assignment in RS422 operating mode</p>



- 1 = RX-
- 2 = TX-
- 3 = RX+
- 4 = TX+
- 5 = +5 VDC output
- 6 = GND
- 7 = n.c.
- 8 = shield


Port for Plug-in Module




SD Card Slot
SD card





Accessories

Type code	Ident-No.		Dimension drawing
TX-LTE-WLAN	100025179	Plug-in LTE and Wi-Fi modem with LTE/UMTS/GSM, Wi-Fi and GNSS	

Function accessories

Type code	Ident-No.		Dimension drawing
TX-IO-XX03	6828201	Plug-in I/O module — 20 DI, 12 DO, 4 AI (U/I/RTD/TC), 4 AO (U/I)	
TX-IO-DX06	6828203	Plug-in I/O module — 8 DI, 6 DO, 1 relay output (NO)	
TX-EXTEND	100004786	Plug-in extension module for mechanical adjustment for using the TX-IO-XX03 module	
TX-DP-S	100010167	Plug-in PROFIBUS DP slave interface, 9-pin SUB-D female connector	

Function accessories

Type code	Ident-No.		Dimension drawing
TX-CAN	6828210	Plug-in CANopen interface, 9-pin SUB-D male connector	
TX-RS485	100002598	Plug-in interface for RS485/RS422, 9-pin SUB-D female connector	
TX-RS232	100002599	Plug-in interface for RS232, 9-pin SUB-D female connector	
TX-PSC	100002938	Power Supply Male Connector for TX HMI Devices	