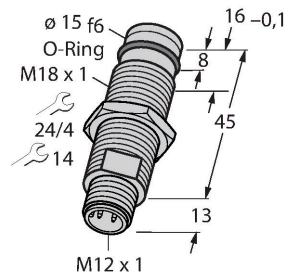


BID2-G180-Y0-H1141/S212

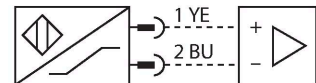
Inductive Sensor – For High Pressures



Features

- Threaded barrel, M18 x 1
- Stainless steel, 1.4305
- Admissible pressure static/dynamic 500/350 bar
- DC 2-wire, nom. 8.2 VDC
- Output acc. to EN 60947-5-6 (NAMUR)
- M12 x 1 connector

Wiring diagram



Technical data

Type	BID2-G180-Y0-H1141/S212
ID	1088500
Special version	S212 Corresponds to: new production technology (core and coil encapsulated)
General data	
Rated switching distance	2 mm
Mounting conditions	Flush
Secured operating distance	$\leq (0.81 \times S_n)$ mm
Correction factors	St37 = 1; Al = 0.3; stainless steel = 0.7; Ms = 0.4
Repeat accuracy	≤ 2 % of full scale
Static pressure	≤ 500 bar
Dynamic pressure	≤ 350 bar
Permissible contact medium	electrically non-conductive
Temperature drift	$\leq \pm 10$ %
Hysteresis	1...10 %
Electrical data	
Output function	2-wire, NAMUR
Switching frequency	2 kHz
Voltage	Nom. 8.2 VDC
Non-actuated current consumption	≥ 2.1 mA
Actuated current consumption	≤ 1.2 mA
Mechanical data	
Design	Threaded barrel, M18 x 1
Dimensions	58 mm

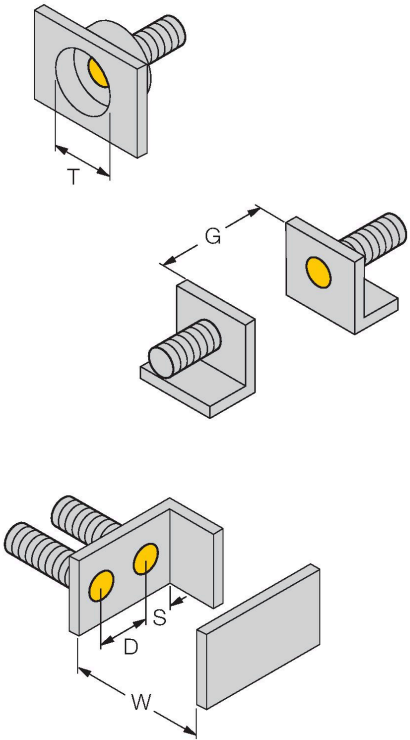
Functional principle

Inductive sensors detect metal objects contactless and wear-free. For this purpose they use a high-frequency electromagnetic AC field that interacts with the target. The sensors hosting a ferrite core coil generate the AC field through an LC resonant circuit. Pressure resistant inductive sensors withstand pressures of up to 500 bar which makes them perfectly suited for position control in hydraulic cylinders.

Technical data

Housing material	Metal, 1.4305 (AISI 303)
Active area material	Plastic, PA12-GF30
Max. tightening torque of housing nut	25 Nm
Electrical connection	Connector, M12 × 1
Environmental conditions	
Ambient temperature	-25...+85 °C
Vibration resistance	55 Hz (1 mm)
Shock resistance	30 g (11 ms)
Protection class	IP67
MTTF	1804 years acc. to SN 29500 (Ed. 99) 40 °C

Mounting instructions

Mounting instructions/Description		
	Distance D	2 x B
	Distance W	3 x Sn
	Distance T	3 x B
	Distance S	1.5 x B
	Distance G	6 x Sn
	Diameter active area B	Ø 18 mm

BID2-G180-Y0-H1141/S212| 02/21/2025 13-37 | technical changes reserved

Accessories

QM-18

6945102



Quick-mount bracket with dead-stop; material: Chrome-plated brass. Male thread M24 × 1.5. Note: The switching distance of the proximity switches may change when using quick-mount brackets.