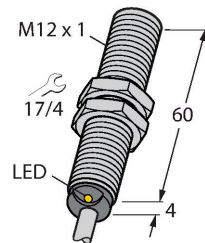


BI2-G12-AZ33X 20M Inductive Sensor



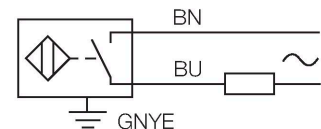
Technical data

Type	BI2-G12-AZ33X 20M
ID	1304060
General data	
Rated switching distance	4 mm
Mounting conditions	Flush
Secured operating distance	$\leq (0.81 \times S_n)$ mm
Correction factors	St37 = 1; Al = 0.3; stainless steel = 0.7; Ms = 0.4
Repeat accuracy	≤ 2 % of full scale
Temperature drift	$\leq \pm 10$ %
Hysteresis	3...15 %
Electrical data	
Operating voltage U_b	20...250 VAC
Operating voltage U_b	10...300 VDC
AC rated operational current	≤ 100 mA
DC rated operating current I_b	≤ 100 mA
Frequency	$\geq 50 \dots \leq 60$ Hz
Residual current	≤ 1.7 mA
Isolation test voltage	1.5 kV
Surge current	≤ 1 A (≤ 10 ms max. 5 Hz)
Voltage drop at I_b	≤ 6 V
Output function	2-wire, NO contact, 2-wire
Smallest operating current	≥ 3 mA
Switching frequency	0.02 kHz

Features

- Threaded barrel, M12 x 1
- Chrome-plated brass
- AC 2-wire, 20...250 V AC
- DC 2-wire, 10...300 V DC
- NO contact
- Cable connection

Wiring diagram



Functional principle

Inductive sensors detect metal objects contactless and wear-free. For this, they use a high-frequency electromagnetic AC field that interacts with the target. Inductive sensors generate this field via an RLC circuit with a ferrite coil.

Technical data

Mechanical data	
Design	Threaded barrel, M12 x 1
Dimensions	64 mm
Housing material	Metal, CuZn, Chrome-plated
Active area material	Plastic, PA12-GF30
End cap	Plastic, EPTR
Max. tightening torque of housing nut	10 Nm
Electrical connection	Cable
Cable quality	Ø 5.2 mm, LifYY, PVC, 20 m
Core cross-section	3 x 0.5 mm ²
Environmental conditions	
Ambient temperature	-25...+70 °C
Vibration resistance	55 Hz (1 mm)
Shock resistance	30 g (11 ms)
Protection class	IP67
MTTF	2283 years acc. to SN 29500 (Ed. 99) 40 °C
Switching state	LED, Red

Mounting instructions

Mounting instructions/Description



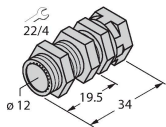
Distance D	2 x B
Distance W	3 x Sn
Distance T	3 x B
Distance S	1.5 x B
Distance G	6 x Sn
Diameter active area B	Ø 12 mm

Accessories

QM-12

6945101

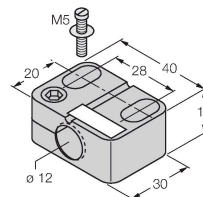
Quick-mount bracket with dead-stop; material: Chrome-plated brass. Male thread M16 x 1. Note: The switching distance of the proximity switches may change when using quick-mount brackets.



BST-12B

6947212

Mounting clamp for threaded barrel sensors, with dead-stop; material: PA6



MW12

6945003

Mounting bracket for threaded barrel sensors; material: Stainless steel A2 1.4301 (AISI 304)



BSS-12

6901321

Mounting clamp for smooth and threaded barrel sensors; material: Polypropylene

