BI40-CP80-FZ3X2
Inductive Sensor

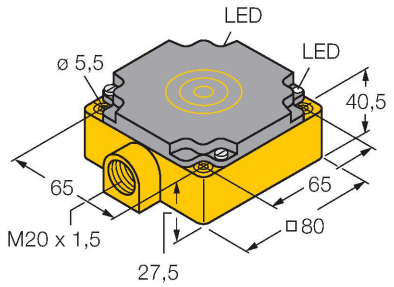

Technical data

Type	BI40-CP80-FZ3X2
Ident. no.	13404
Rated switching distance	40 mm
Mounting conditions	Flush
Secured operating distance	≤ (0.81 × Sn) mm
Correction factors	St37 = 1; Al = 0.3; stainless steel = 0.7; Ms = 0.4
Repeat accuracy	≤ 2 % of full scale
Temperature drift	≤ ± 10 %
Hysteresis	3…15 %
Ambient temperature	-25…+70 °C
Operating voltage	20…250 VAC
Operating voltage	10…300 VDC
DC rated operational current	≤ 300 mA
Frequency	≥ 50…≤ 60 Hz
Residual current	≤ 1.7 mA
Isolation test voltage	≤ 1.5 kV
Surge current	≤ 8 A (≤ 10 ms max. 5 Hz)
Voltage drop at I_e	≤ 6 V
Output function	2-wire, Connection programmable
Smallest operating current	≥ 3 mA
Switching frequency	0.01 kHz
Design	Rectangular, CP80
Dimensions	80 x 80 x 41 mm

Features

- Rectangular, height 41 mm
- Plastic, PBT-GF30-V0
- AC 2-wire, 20…250 VDC
- DC 2-wire, 10…300 VDC
- NC/NO programmable
- Terminal chamber

Wiring diagram

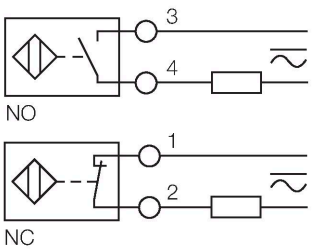

Functional principle

Inductive sensors detect metal objects contactless and wear-free. For this, they use a high-frequency electromagnetic AC field that interacts with the target. Inductive sensors generate this field via an RLC circuit with a ferrite coil.

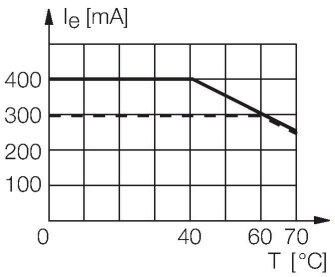

BI40-CP80-FZ3X2| 09/09/2020 14-41 | technical changes reserved

Technical data

Housing material	Plastic, PBT-GF30-V0
Active area material	PBT-GF30-V0
Electrical connection	Terminal chamber
Clamping ability	≤ 2.5 mm²
Vibration resistance	55 Hz (1 mm)
Shock resistance	30 g (11 ms)
Protection class	IP67
MTTF	2283 years acc. to SN 29500 (Ed. 99) 40 °C
Power-on indication	LED, Green
Switching state	LED, Red

Mounting instructions

Mounting instructions/Description

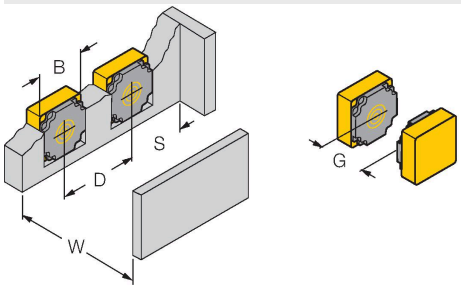

Distance D	2 x B
Distance W	3 x Sn
Distance S	1 x B
Distance G	6 x Sn
Width active area B	80 mm

BI40-CP80-FZ3X2| 09/09/2020 14-41 | technical changes reserved