RI-10S6S-2B360-H1181
Incremental Encoder
Industrial Line

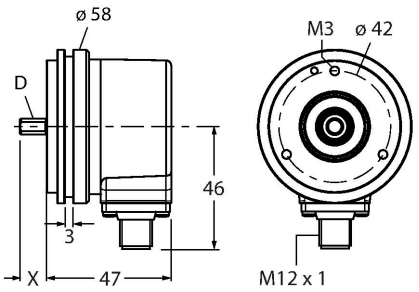



Technical data

Type	RI-10S6S-2B360-H1181
ID	1545208
Measuring principle	Optical
General data	
Max. rotational speed	6000 rpm
Moment of inertia of the rotor	1.8 × 10^{-6} kgm²
Starting torque	< 0.05 Nm
Output type	Incremental
Resolution incremental	360 ppr
Electrical data	
Operating voltage U_B	10…30 VDC
No-load current	≤ 100 mA
Output current	≤ 30 mA
Short-circuit protection	yes
Wire break/reverse polarity protection	yes
Pulse frequency max.	300 kHz
Signal level high	min. U_B - 1 V
Signal level low	max. 0.5 V
Output function	Push-Pull/HTL, with inverted signals
Mechanical data	
Flange type	Synchro flange
Flange diameter	Ø 58 mm
Shaft Type	Solid shaft

Features

- Servo flange, Ø 58 mm
- Solid shaft, Ø 6mm x 10mm
- Optical measuring principle
- Shaft material, stainless steel
- Protection class IP67 on housing and shaft side
- -40…+85 °C
- Max. 6000 rpm (continuous operation 3000 rpm)
- 10…30 VDC
- Male connector, M12 x 1 , 8-pole
- Push-pull, with inverted signals
- Pulse frequency max. 300 kHz
- 360 pulses per revolution

Wiring diagram

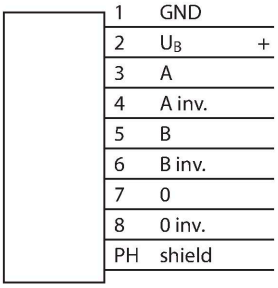

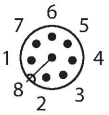

RI-10S6S-2B360-H1181| 02/21/2025 14-56 | technical changes reserved

Technical data

Shaft diameter D (mm)	6
Shaft Length L [mm]	10
Shaft material	Stainless steel
Housing material	Die-cast zinc
Electrical connection	Connector, M12 × 1
	8-pin
Axial shaft load	40 N
Radial shaft load	80 N
Environmental conditions	
Ambient temperature	-40…+85 °C
Vibration resistance (EN 60068-2-6)	300 m/s², 10…2000 Hz
Shock resistance (EN 60068-2-27)	3000 m/s², 6 ms
Protection class	IP67
Protection class shaft	IP67

Accessories

RCS-15-08-06	1545361

Bellows coupling, outer diameter: 15 mm, bore diameter: 8 mm/6 mm

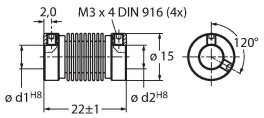

RCS-15-06-04	1545363

Bellows coupling, outer diameter: 15 mm, bore diameter: 6 mm/4 mm

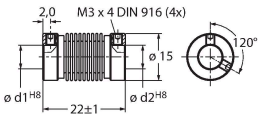

RA-BC-20-06-06	100048777

Bellows coupling with aluminum hub Ø 20 mm; d1 = 6 mm, d2 = 6 mm

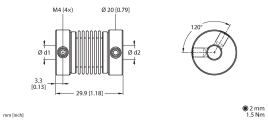

RA-BC-20-06-08	100048778

Bellows coupling with aluminum hub Ø 20 mm; d1 = 6 mm, d2 = 8 mm

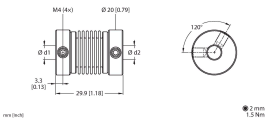

RA-BC-20-06-10	100048779

Bellows coupling with aluminum hub Ø 20 mm; d1 = 6 mm, d2 = 10 mm

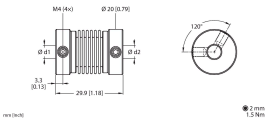

RA-BC-E-20-06-06	100048785

Stainless steel bellows coupling Ø 20 mm; d1 = 6 mm, d2 = 6 mm

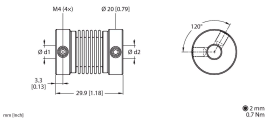

RA-BC-E-20-06-10	100048786

Stainless steel bellows coupling Ø 20 mm; d1 = 6 mm, d2 = 10 mm

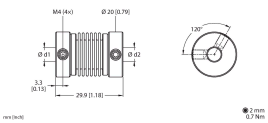

RA-SDC-30-06-10	100048791

Spring disc coupling Ø 30 mm; d1 = 6 mm, d2 = 10 mm

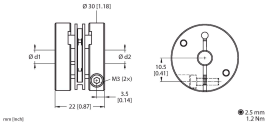

RI-10S6S-2B360-H1181| 02/21/2025 14-56 | technical changes reserved

RA-SDC-30-06-06	100048790

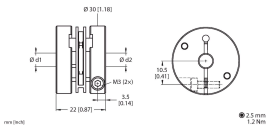

Spring disc coupling Ø 30 mm; d1 = 6 mm, d2 = 6 mm

RA-HC-25-06-10	100048795

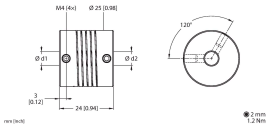

Aluminum helix coupling Ø 25 mm; d1 = 6 mm, d2 = 10 mm

RA-HC-25-06-06	100048794

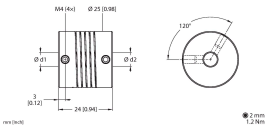

Aluminum helix coupling Ø 25 mm; d1 = 6 mm, d2 = 6 mm

RI-10S6S-2B360-H1181| 02/21/2025 14-56 | technical changes reserved