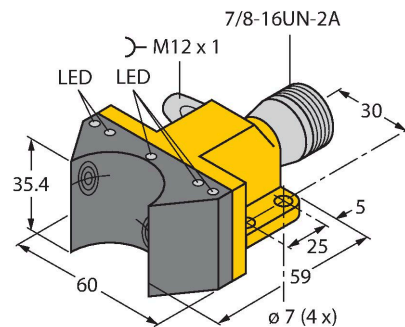


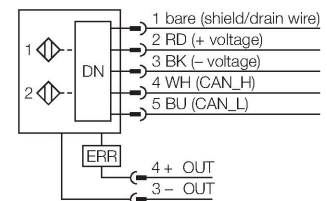
NI4-DSU35-2DNETX5-B1150-FKE4.3 Inductive Sensor – For Rotary Actuators



Features

- Rectangular, housing DSU35
- Plastic, PP-GF30-VO
- Two outputs for monitoring the position of rotary actuators
- All metal housing parts are made of stainless steel
- Direct connection to DeviceNet™ networks
- Valves can be connected
- DC 5-wire, 11...25 VDC
- 7/8" male connector

Wiring diagram



Technical data

Type	NI4-DSU35-2DNETX5-B1150-FKE4.3
ID	1569924
General data	
Rated switching distance	4 mm
Mounting conditions	Non-flush
Correction factors	St37 = 1; Al = 0.3; stainless steel = 0.7; Ms = 0.4
Repeat accuracy	≤ 2 % of full scale
Temperature drift	≤ ±10 %
Hysteresis	3...15 %
Electrical data	
Operating voltage U_b	11...25 VDC
No-load current	≤ 60 mA
Isolation test voltage	0.5 kV
Communication protocol	DeviceNet
Output function	5-wire, 2 x NO contact
Address (MacID)	0 - 63, via EDS file
Baud rate	via EDS file
DeviceNet input data	Bit 0 S01 input / Bit 1 S02 input / Bit 2 output error / Bit 7 input error / Bit 3 - Bit 6, not used
DeviceNet output data	Bit 0 valve output / Bit 1 - Bit 7, not used
Output voltage	$U_b - 3$ V, PNP
Rotary actuators output current	≤ 80 mA, earthing not permitted
Short-circuit protection / output watchdog	yes / no

Functional principle

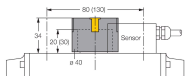
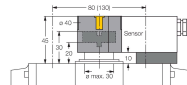
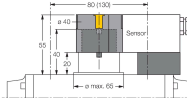
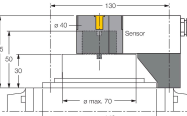
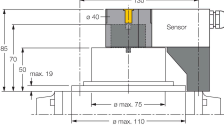
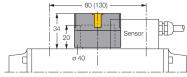
Inductive sensors detect metal objects contactless and wear-free. For this, they use a high-frequency electromagnetic AC field that interacts with the target. Inductive sensors generate this field via an RLC circuit with a ferrite coil.

LED	Colour	State	Status
S01	YE	on	target detected
S02	YE	on	target detected
out	YE	off	output off
		on	output on
ERR status	RD	on	output on/off: wirebreak detected
		off	sensor not powered
		GN on steady	sensor active and allocated by a master
		GN flashing	sensor active but not allocated by a master
		RD flashing	recoverable fault (open output, invalid input state, low bus voltage, I/O timeout)
		RD on steady	major fault (duplicate address, baud rate, bus off comm.)
		GN+RD on	autobaud detect
		GN+RD flashing	power-up test

Technical data

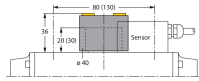
Wire breakage protection	≤ 0.1 mA
Switching frequency	0.05 kHz
Mechanical data	
Design	Dual sensor for valve monitoring, DSU35
Dimensions	59 x 60 x 35.4 mm
Housing material	Plastic, PP-GF30, Yellow
Active area material	Plastic, PP-GF30, black
Plug adapter	metal, 1.4401 (AISI 316)
Max. tightening torque of housing nut	3 Nm
Electrical connection	Connector, 7/8"
Valve connection	Connector, M12 x 1
Environmental conditions	
Ambient temperature	-25...+70 °C
Vibration resistance	55 Hz (1 mm)
Shock resistance	30 g (11 ms)
Protection class	IP67
Switching state	2 × LEDs, Yellow/yellow

Accessories

BTS-DSU35-EB1 	6900225 Actuation kit (puck) for dual sensors; end position damped; hole pattern on receptacle surface: 80 x 30 mm and 130 x 30 mm; connection shaft (shaft extension) height: 20 mm (30 mm)/Ø: max. 30 mm	BTS-DSU35-Z01 	6900229 Mounting kit for dual sensors for larger rotary actuators; Ø spacer plate and snap ring: max. 65 mm; hole pattern on receptacle surface: 30 x 80 mm (30 x 130 mm); connection shaft (shaft extension) height: 20 mm/Ø: max. 30 mm
BTS-DSU35-Z02 	6900230 Mounting kit for dual sensors for larger rotary actuators; Ø spacer plate and snap ring: max. 65 mm; hole pattern on receptacle surface: 30 x 80 mm (30 x 130 mm); connection shaft (shaft extension) height: 20 mm (30 mm)/Ø: max. 40 mm	BTS-DSU35-Z03 	6900231 Mounting kit for dual sensors for larger rotary actuators; Ø spacer plate and snap ring: max. 110 mm; hole pattern on receptacle surface: 30 x 130 mm; connection shaft (shaft extension) height: 30 mm/Ø: max. 70 mm
BTS-DSU35-Z07 	6900403 Mounting kit for dual sensors for larger rotary actuators; Ø spacer plate and snap ring: max. 110 mm; hole pattern on receptacle surface: 30 x 130 mm; connection shaft (shaft extension) height: 50 mm/Ø: max. 75 mm	BTS-DSU35-EBE3 	6901070 Actuation kit (puck) for dual sensors; end position damped; "open" and "closed" switchpoint adjustable; hole pattern on receptacle surface: 80 x 30 mm and 130 x 30 mm; connection shaft (shaft extension) height: 20 mm/Ø: max. 30 mm

BTS-DSU35-EU2

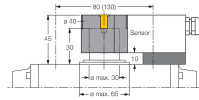
6900455



Actuation kit (puck) for dual sensors; end position undamped for clockwise and counter-clockwise drives; hole pattern on flange surface 80 x 30 mm and 130 x 30 mm; connection shaft (shaft stud) height 20 (30) mm / Ø max. 30 mm

BTS-DSU35-Z04

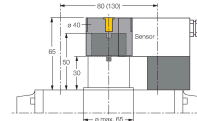
6900286



Mounting kit for dual sensors for larger rotary actuators; Ø spacer plate and snap ring: max. 65 mm; hole pattern on receptacle surface: 30 x 80 mm (30 x 130 mm); connection shaft (shaft extension) height: 30 mm/ Ø: max. 30 mm

BTS-DSU35-Z06

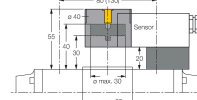
6900402



Mounting kit for dual sensors for larger rotary actuators; Ø spacer plate and snap ring: max. 65 mm; hole pattern on receptacle surface: 30 x 80 mm (30 x 130 mm); connection shaft (shaft extension) height: 30 mm/ Ø: max. 40 mm

BTS-DSU35-Z05

6900287



Mounting kit for dual sensors for larger rotary actuators; Ø spacer plate and snap ring: max. 65 mm; hole pattern on receptacle surface: 30 x 80 mm (30 x 130 mm); connection shaft (shaft extension) height: 30 mm/ Ø: max. 30 mm