BI10-Q14-AP68X2LD-V1131
Inductive Sensor – For Use in Vehicle Board Nets

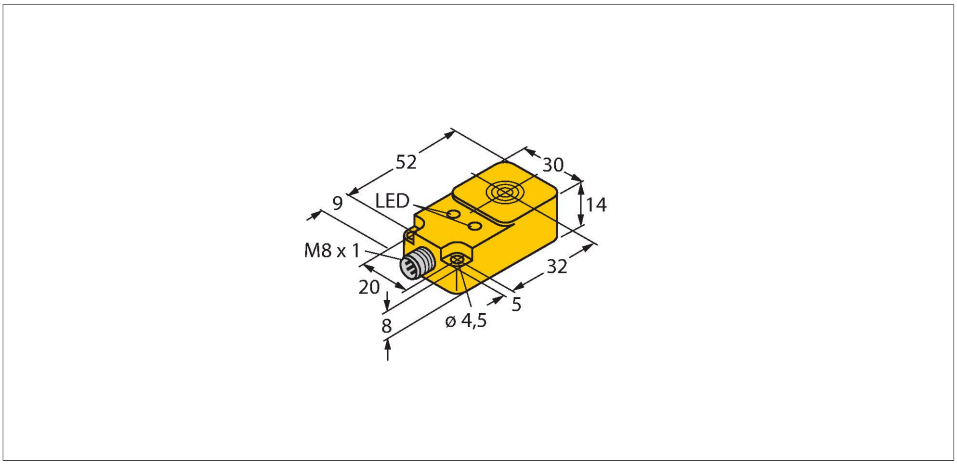

Technical data

Type	BI10-Q14-AP68X2LD-V1131
Ident. no.	1584030
Rated switching distance	10 mm
Mounting conditions	Flush
Secured operating distance	≤ (0.81 × Sn) mm
Correction factors	St37 = 1; Al = 0.3; stainless steel = 0.7; Ms = 0.4
Repeat accuracy	≤ 2 % of full scale
Temperature drift	≤ ± 10 %
	≤ ± 15 %, ≤ -25 °C v ≥ +70 °C
Hysteresis	3…15 %
Ambient temperature	-40…+85 °C
Temperature changes (EN60068-2-14)	-40… +85 °C; 20 cycles
Operating voltage	8.6…30 VDC
Residual ripple	≤ 10 % U_{ss}
DC rated operational current	≤ 200 mA
No-load current	≤ 15 mA
Residual current	≤ 0.1 mA
Isolation test voltage	≤ 0.5 kV
Short-circuit protection	yes / Cyclic
Voltage drop at I_e	≤ 1.8 V
Wire breakage/Reverse polarity protection	yes / Complete
Output function	3-wire, NO contact, PNP
Load-dump protection (DIN ISO 7637-2)	Severity degree IV/Level 4
Switching frequency	0.5 kHz

Features

- Rectangular, height 14 mm
- Active face on top
- Plastic, PBT-GF30-V0
- For vehicle board nets, 12 V and 24 V
- Increased interference immunity 100 V/m radiated acc. ISO 11452-4 and 100 mA BCI acc. to ISO 11452-2
- Load-dump protection acc. to DIN ISO 7637-2 (SAE J 113-11)
- Extended temperature range
- High protection class IP68/IP69K
- Protection against salt spray and rapid temperature change
- Laser engraved label, permanently legible
- DC 3-wire, 8.4…30 VDC
- NO contact, PNP output
- M8 x 1 male connector
- E1 type approval from German federal office for motor vehicles

Wiring diagram

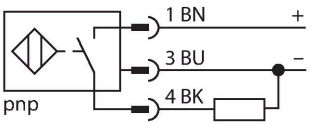

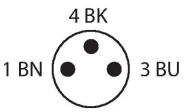

Functional principle

Maximum reliability even under the most extreme environmental conditions is guaranteed by our sensors for mobile applications.
TURCK's inductive sensors for extremely hostile industrial environments not only meet, but even exceed the requirements of the protection classes IP68 and IP69.
Applied in vehicles for road construction or in agricultural machines, these sensors excel in high vibration and shock resistance and they withstand fast temperature cycles.

BI10-Q14-AP68X2LD-V1131| 09/09/2020 15-01 | technical changes reserved

Technical data

Design	Rectangular, Q14
Dimensions	52 x 30 x 14 mm
Housing material	Plastic, PBT-GF30-V0
Active area material	PBT-GF30-V0
Electrical connection	Connector, M8 × 1
Vibration resistance	55 Hz (1 mm)
Vibration resistance (EN 60068-2-6)	20 g; 10…3000 Hz; 50 cycles; 3 axes
Shock resistance	30 g (11 ms)
Shock resistance (EN 60068-2-27)	150 g (6 ms) ½ sine; 3 x each; 3 axes
Continuous shock resistance (EN 60068-2-29)	100 g (11 ms) ½ sine; 3 x each; 3 axes
Salt spray test (EN 60068-2-52)	Severity degree 5 (4 test cycles)
Protection class	IP68 / IP69K
MTTF	2283 years acc. to SN 29500 (Ed. 99) 40 °C
Power-on indication	LED, Green
Switching state	LED, Yellow

12 V Bordnet						
Impulse	1	2	3a	3b	4	5
Severity level	IV	IV	IV	IV	IV	IV
Failure criterion	C	C	A	A	C	C

24 V Bordnet						
Impulse	1	2	3a	3b	4	5
Severity level	III	IV	IV	IV	III	IV
Failure criterion	C	C	A	A	A	C

Mounting instructions

Mounting instructions/Description

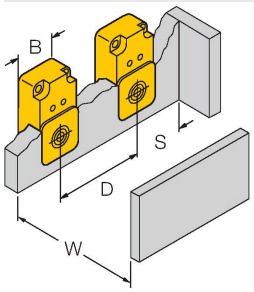

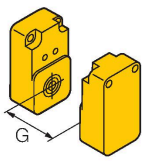

Distance D	1.5 x B
Distance W	3 x Sn
Distance S	1 x B
Distance G	6 x Sn
Width active area B	30 mm

Accessories

MW-Q14/Q20	6945006

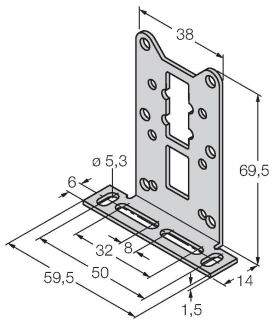

Mounting bracket for rectangular Q14 or Q20; material VA 1.4301

BI10-Q14-AP68X2LD-V1131| 09/09/2020 15-01 | technical changes reserved

Wiring accessories

Dimension drawing	Type	Ident. no.	
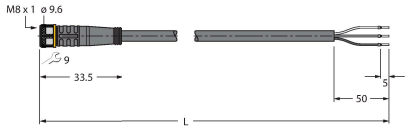	PKG3M-2/TEL	6625058	Connection cable, female M8, straight, 3-pin, cable length: 2 m, sheath material: PVC, black; cULus approval; other cable lengths and qualities available, see www.turck.com

B110-Q14-AP68X2LD-V1131| 09/09/2020 15-01 | technical changes reserved