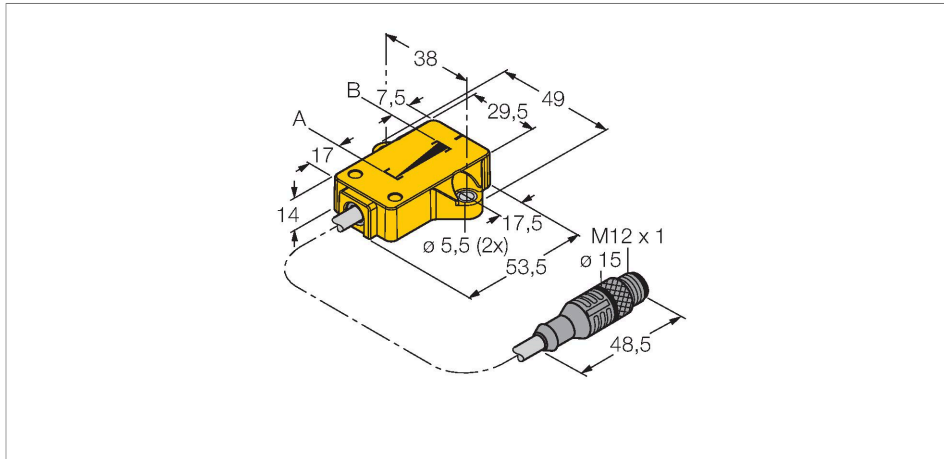


LI25P1-QR14-LIU5X2-0.3-RS4

Inductive Linear Position Sensor



Technical data

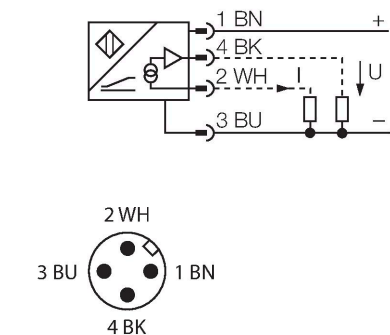
Type	LI25P1-QR14-LIU5X2-0.3-RS4
ID	1590752
Measuring principle	Inductive
General data	
Measuring range	25 mm
Resolution	0.006 mm/12 bit
Nominal distance	1.5 mm
Blind zone a	17 mm
Blind zone b	7.5 mm
Repeat accuracy	≤ 0.03 % of full scale
Linearity deviation	≤ 1 % f.s.
Temperature drift	≤ ± 0.01 %/K
Hysteresis	not applied
Electrical data	
Operating voltage U_B	15...30 VDC
Ripple U_{ss}	≤ 10 % U_{Bmax}
Isolation test voltage	0.5 kV
Short-circuit protection	yes
Wire break/reverse polarity protection	yes/yes (voltage supply)
Output function	5-pin, Analog output
Voltage output	0...10 V
Current output	4...20 mA
Load resistance voltage output	≥ 4.7 kΩ
Load resistance current output	≤ 0.4 kΩ



Features

- Rectangular, plastic
- Many mounting possibilities
- P1-Li-QR14/Q17L included in delivery
- LED indicates measuring range
- Immune to electromagnetic interference
- Extremely short blind zones
- Resolution, 12-bit
- 15...30 VDC
- Analog output
- 0...10 V and 4...20 mA
- Cable with male end M12 x 1

Wiring diagram



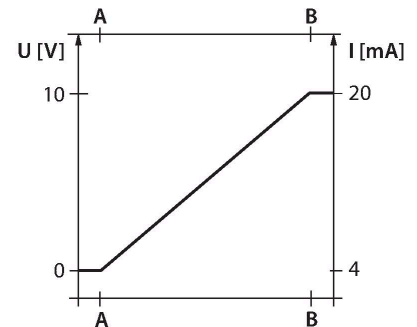
Functional principle

The measuring principle of linear position sensors is based on RLC coupling between the positioning element and the sensor, whereby an output signal is provided proportional to the position of the positioning element. The rugged sensors are wear and tear-free, thanks to the

Technical data

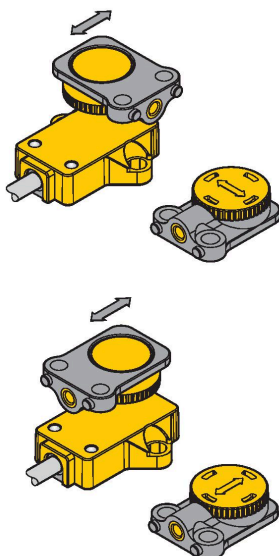
Sample rate	700 Hz
Current consumption	< 50 mA
Mechanical data	
Design	Profile, QR14
Dimensions	53.5 x 49 x 14 mm
Housing material	Plastic, PBT-GF30-V0
Electrical connection	Cable with connector, M12 × 1
Cable quality	Ø 5.2 mm, Gray, LifYY, PVC, 0.3 m
Core cross-section	4 x 0.34 mm ²
Environmental conditions	
Ambient temperature	-25...+70 °C
Vibration resistance	55 Hz (1 mm)
Shock resistance	30 g (11 ms)
Protection class	IP68 IP69K
MTTF	138 years acc. to SN 29500 (Ed. 99) 40 °C
Power-on indication	LED, Green
Measuring range display	multifunction LED, green
Included in delivery	positioning element P1-Li-QR14/Q17L
UL certificate	E210608

contactless operating principle. They convince through their excellent repeatability, resolution and linearity within a broad temperature range. The innovative technology ensures a high immunity to electromagnetic DC and AC fields.



Mounting instructions

Mounting instructions/Description



The positioning element can be mounted offset by 90°. This provides highest mounting flexibility.

The measuring principle of RLC coupling makes the sensor immune to magnetized metal splinters and other interference fields.

LED indications

green

positioning element is in the measuring range

green flashing:

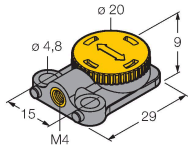
positioning element is in the measuring range, the distance is too large. This is indicated by a weaker signal

off

positioning element is outside the coverage.

Accessories

P1-LI-QR14/Q17L	1590724
-----------------	---------



Floating positioning element for linear position sensors LI-QR14 and LI-Q17L; transverse and longitudinal mounting possible; the nominal distance to the sensor is 1.5 mm; pairing with the linear position sensor at a distance of up to 3 mm or a misalignment tolerance of up to 3 mm

Wiring accessories

Dimension drawing	Type	ID	
	RKS4.4T-2/TXL	6626333	



Connection cable, M12 female connector, straight, 4-pin, shielding on coupling nut; cable length: 2 m, jacket material: PUR, black; cULus approval