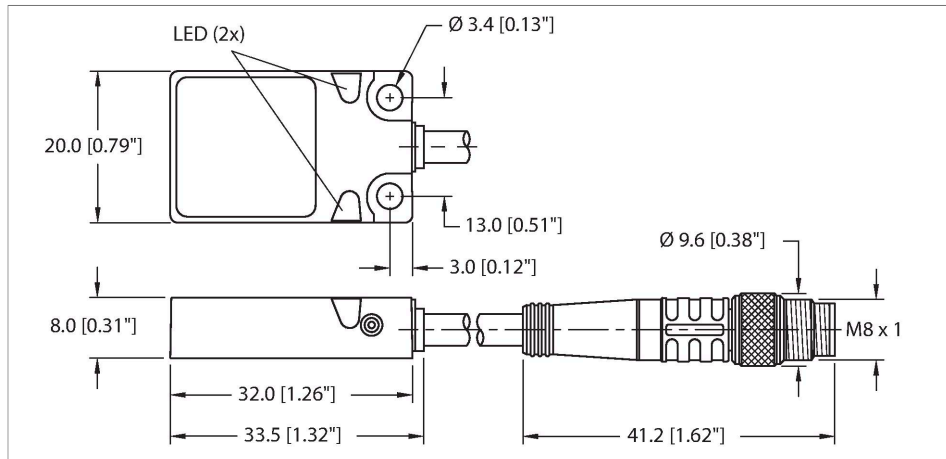


BI5-Q08-AP6X2-0.2-PSG3M/S34

Inductive Sensor – Resistant to Magnetic Fields



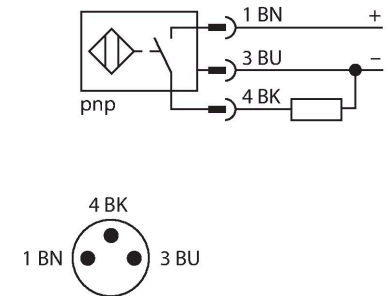
Technical data

Type	BI5-Q08-AP6X2-0.2-PSG3M/S34
ID	1600882
Special version	S34 corresponds to: Weld-field immune proximity sensors
General data	
Rated switching distance	5 mm
Mounting conditions	Flush
Secured operating distance	$\leq (0.81 \times S_n)$ mm
Correction factors	St37 = 1; Al = 0.3; stainless steel = 0.7; Ms = 0.4
Repeat accuracy	$\leq 2\%$ of full scale
Temperature drift	$\leq \pm 10\%$
Hysteresis	3...15 %
Electrical data	
Operating voltage	10...30 VDC
Residual ripple	$\leq 10\% U_{ss}$
DC rated operational current	≤ 200 mA
No-load current	15 mA
Residual current	≤ 0.1 mA
Isolation test voltage	≤ 0.5 kV
Short-circuit protection	yes / Cyclic
Voltage drop at I_o	≤ 1.8 V
Wire breakage/Reverse polarity protection	yes / Complete
Output function	3-wire, NO contact, PNP
Switching frequency	0.03 kHz

Features

- Rectangular, height 8 mm
- Active face on top
- Metal, Zamak, nickel-plated
- DC 3-wire, 10...30 VDC
- NO contact, PNP output
- Pigtail with male end M8 x 1

Wiring diagram



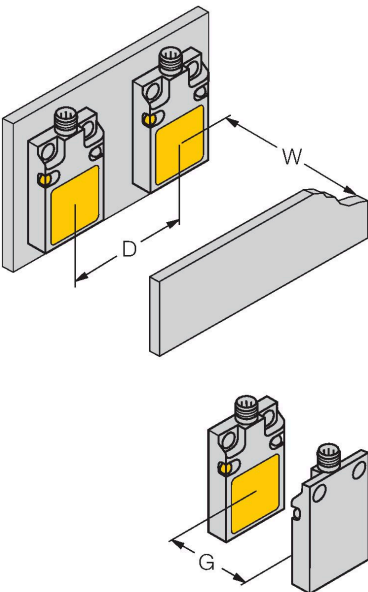
Functional principle

Inductive sensors detect metal objects contactless and wear-free. For this purpose they use a high-frequency electromagnetic AC field that interacts with the target. The sensors hosting a ferrite core coil generate the AC field through an LC resonant circuit. Magnetic field sensors incorporate a special ferrite core making them immune to magnetic AC and DC fields. Hence, they can be applied in welding systems.

Technical data

Mechanical data	
Design	Rectangular, Q08
Dimensions	32 x 20 x 8 mm
Housing material	Metal, Zamak, Nickel Plated
Active area material	Plastic, PP, yellow
Electrical connection	Cable with connector, M8 × 1
Cable quality	Ø 3 mm, Gray, LIF2X11XFHF, TPU, 0.2 m Flame retardant acc. to VDE 0472, part 804B
Core cross-section	3 x 0.14 mm ²
Environmental conditions	
Ambient temperature	-25...+70 °C
Vibration resistance	55 Hz (1 mm)
Shock resistance	30 g (11 ms)
Protection class	IP67
MTTF	2283 years acc. to SN 29500 (Ed. 99) 40 °C
Power-on indication	LED, Green
Switching state	LED, Yellow

Mounting instructions

Mounting instructions/Description		
	Distance D	40 mm
	Distance W	24 mm
	Distance G	48 mm
	Width active area B	20 mm