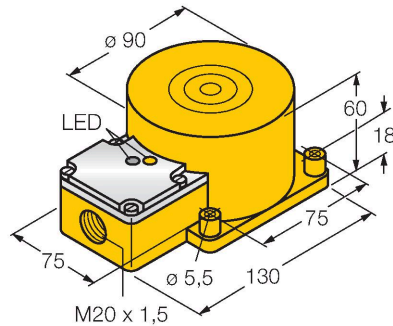


NI100U-K90SR-VP4X2

Inductive Sensor – With Extended Switching Distance



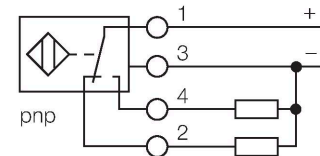
Features

- Rectangular, height 60 mm
- Plastic, PBT-GF30-V0
- Factor 1 for all metals
- Increased switching distance
- Protection class IP68
- Resistant to magnetic fields
- Extended temperature range
- Auto-compensation protects against pre-damping
- One-sided fitting possible
- DC 4-wire, 10...65 VDC
- Changeover contact, PNP output
- Terminal chamber

Technical data

Type	NI100U-K90SR-VP4X2
ID	1625834
General data	
Rated switching distance	100 mm
Mounting conditions	Non-flush, partially embeddable
Secured operating distance	$\leq (0.81 \times S_n)$ mm
Repeat accuracy	$\leq 2 \%$ of full scale
Temperature drift	$\leq \pm 10 \%$
	$\leq \pm 15 \%, \leq -25 \text{ }^{\circ}\text{C} \vee \geq +70 \text{ }^{\circ}\text{C}$
Hysteresis	3...15 %
Electrical data	
Operating voltage U_b	10...65 VDC
Ripple U_{ss}	$\leq 10 \%$ U_{Bmax}
DC rated operating current I_o	≤ 200 mA
No-load current	≤ 15 mA
Residual current	≤ 0.1 mA
Isolation test voltage	0.5 kV
Short-circuit protection	yes/Cyclic
Voltage drop at I_o	≤ 1.8 V
Wire break/reverse polarity protection	yes/Complete
Output function	4-wire, Complementary contact, PNP
DC field stability	300 mT
AC field stability	300 mT _{ss}
Insulation class	□

Wiring diagram



Functional principle

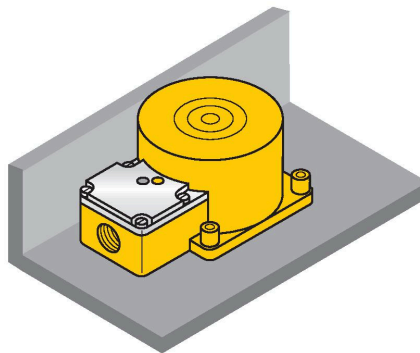
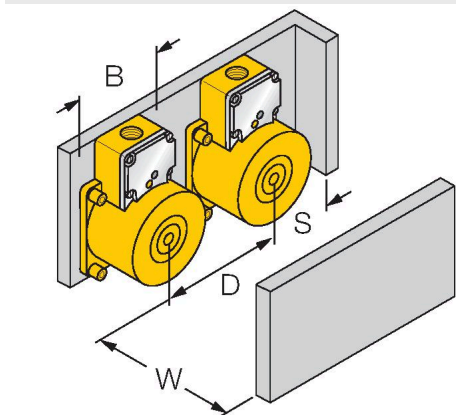
Inductive sensors are designed for wear-free and contactless detection of metal objects. uprox+ sensors have significant advantages due to their patented multi-coil system. They excel thanks to their optimum switching distances, maximum flexibility and operational reliability as well as efficient standardization.

Technical data

Switching frequency	0.25 kHz
Mechanical data	
Design	Rectangular, K90SR
Dimensions	130 x 75 x 60 mm
Housing material	Plastic, PBT-GF30-V0
Active area material	PBT-GF30-V0
Electrical connection	Terminal chamber
Clamping ability	≤ 2.5 mm ²
Environmental conditions	
Ambient temperature	-30...+85 °C
Vibration resistance	55 Hz (1 mm)
Shock resistance	30 g (11 ms)
Protection class	IP68
MTTF	874 years acc. to SN 29500 (Ed. 99) 40 °C
Power-on indication	LED, Green
Switching state	LED, Yellow

Mounting instructions

Mounting instructions/Description



Distance D	$3 \times B$
Distance W	$3 \times S_n$
Distance S	$1 \times B$
Distance G	$6 \times S_n$
Distance A	$1 \times S_n$
Distance C	$2 \times S_n$
Width active area B	90 mm

1-side flush mounting

1-side mounting:

$S_r = 70 \text{ mm}$

