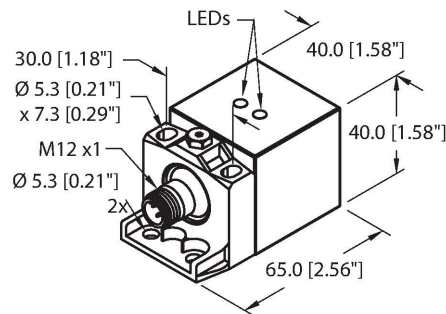


BI20U-CA40-RP6X2-H1143 W/BS2.1

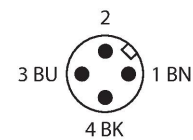
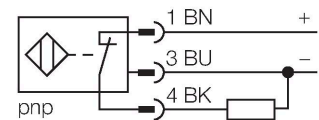
Inductive Sensor



Features

- Rectangular, height 40 mm
- Variable orientation of active face in 5 directions
- Sensor housing GD-ALSI 12
- Active face PA6-GF30
- Factor 1 for all metals
- Resistant to magnetic fields
- High switching frequency
- DC 3-wire, 10...30 VDC
- NC contact, PNP output
- M12 x 1 male connector

Wiring diagram



Functional principle

Inductive sensors are designed for wear-free and contactless detection of metal objects. uprox Factor 1 sensors have significant advantages due to their patented ferrite-coreless multi-coil system. They detect all metals at the same large switching distance and are resistant to magnetic fields.

Technical data

Type	BI20U-CA40-RP6X2-H1143 W/BS2.1
ID	1627790
General data	
Rated switching distance	20 mm
Mounting conditions	Flush
Secured operating distance	$\leq (0.81 \times S_n)$ mm
Repeat accuracy	$\leq 2 \%$ of full scale
Hysteresis	3...15 %
Electrical data	
Operating voltage U_B	10...30 VDC
Ripple U_{ss}	$\leq 10 \%$ U_{Bmax}
DC rated operating current I_e	≤ 200 mA
No-load current	≤ 15 mA
Residual current	≤ 0.1 mA
Isolation test voltage	0.5 kV
Short-circuit protection	yes/Cyclic
Voltage drop at I_e	≤ 1.8 V
Wire break/reverse polarity protection	yes/Complete
Output function	3-wire, NC contact, PNP
DC field stability	300 mT
AC field stability	300 mT _{ss}
Insulation class	□
Switching frequency	0.25 kHz

Technical data

Mechanical data	
Design	Rectangular, CA40
Dimensions	65 x 40 x 40 mm
	variable orientation of active face in 5 directions
Housing material	Metal, GD-AISI 12
Active area material	Plastic, PA6-GF30, black
Electrical connection	Connector, M12 x 1
Environmental conditions	
Ambient temperature	0...+70 °C
Vibration resistance	55 Hz (1 mm)
Shock resistance	30 g (11 ms)
Protection class	IP67
MTTF	874 years acc. to SN 29500 (Ed. 99) 40 °C
Power-on indication	LED, Green
Switching state	LED, Yellow
Included in delivery	BS2.1-CK40

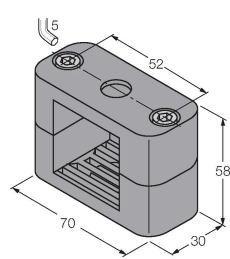
Mounting instructions

Mounting instructions/Description



Distance D	2 x B
Distance W	3 x Sn
Distance S	1 x B
Distance G	6 x Sn
Width active area B	40 mm

Accessories

BSS-CP40	6901318
	
Mounting clamp for rectangular housings 40 x 40 mm; material: Polypropylene	