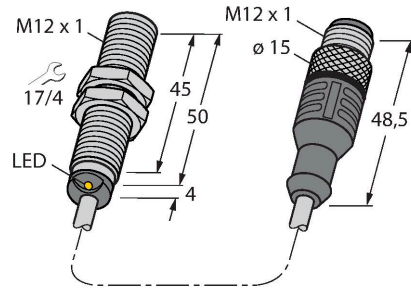


# BI3U-M12-AP6X-0.2-RS4T

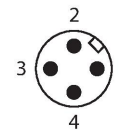
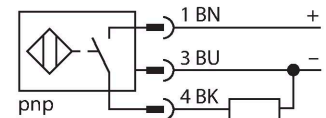
## Inductive Sensor



### Features

- M12 × 1 threaded barrel
- Chrome-plated brass
- Factor 1 for all metals
- Protection class IP68
- Resistant to magnetic fields
- Extended temperature range
- High switching frequency
- DC 3-wire, 10...30 VDC
- NO contact, PNP output
- Pigtail with male end M12 x 1

### Wiring diagram



### Functional principle

Inductive sensors are designed for wear-free and contactless detection of metal objects. uprox Factor 1 sensors have significant advantages due to their patented ferrite-coreless multi-coil system. They detect all metals at the same large switching distance and are resistant to magnetic fields.

### Technical data

Type	BI3U-M12-AP6X-0.2-RS4T
ID	1634199
General data	
Rated switching distance	3 mm
Mounting conditions	Flush
Secured operating distance	$\leq (0.81 \times S_n)$ mm
Repeat accuracy	$\leq 2 \%$ of full scale
	$\leq \pm 15 \%, \leq -25^\circ\text{C} \vee \geq +70^\circ\text{C}$
Hysteresis	3...15 %
Electrical data	
Operating voltage $U_B$	10...30 VDC
Ripple $U_{ss}$	$\leq 10 \%$ $U_{Bmax}$
DC rated operating current $I_o$	$\leq 200$ mA
No-load current	$\leq 25$ mA
Residual current	$\leq 0.1$ mA
Isolation test voltage	0.5 kV
Short-circuit protection	yes/Cyclic
Voltage drop at $I_o$	$\leq 1.8$ V
Wire break/reverse polarity protection	yes/Complete
Output function	3-wire, NO contact, PNP
DC field stability	300 mT
AC field stability	300 mT <sub>ss</sub>
Switching frequency	3 kHz

## Technical data

Mechanical data	
Design	Threaded barrel, M12 x 1
Dimensions	54 mm
Housing material	Metal, CuZn, Chrome-plated
Active area material	Plastic, LCP
End cap	Plastic, EPTR
Material coupling nut	metal, CuZn, nickel-plated
Max. tightening torque of housing nut	10 Nm
Electrical connection	Cable with connector, M12 × 1
Cable quality	Ø 5.2 mm, LifYY, PVC, 0.2 m
Core cross-section	3 x 0.34 mm <sup>2</sup>
Environmental conditions	
Ambient temperature	-30...+85 °C
Vibration resistance	55 Hz (1 mm)
Shock resistance	30 g (11 ms)
Protection class	IP68
MTTF	874 years acc. to SN 29500 (Ed. 99) 40 °C
Switching state	LED, Yellow

## Mounting instructions

### Mounting instructions/Description



Distance D 24 mm

Distance W 3 x Sn

Distance T 3 x B

Distance S 1.5 x B

Distance G 6 x Sn

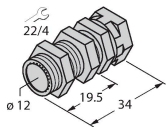
Diameter active area B Ø 12 mm

## Accessories

QM-12

6945101

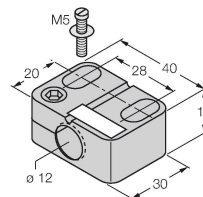
Quick-mount bracket with dead-stop; material: Chrome-plated brass. Male thread M16 × 1. Note: The switching distance of the proximity switches may change when using quick-mount brackets.



BST-12B

6947212

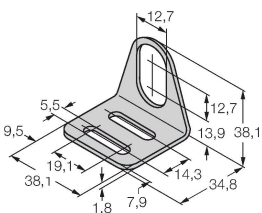
Mounting clamp for threaded barrel sensors, with dead-stop; material: PA6



MW12

6945003

Mounting bracket for threaded barrel sensors; material: Stainless steel A2 1.4301 (AISI 304)



BSS-12

6901321

Mounting clamp for smooth and threaded barrel sensors; material: Polypropylene

