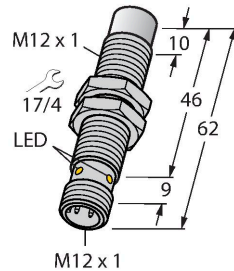


# NI10U-MT12E-AP6X2-H1141/S1589

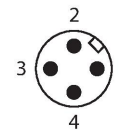
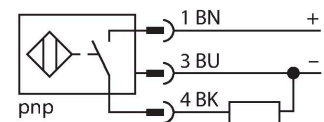
## Inductive Sensor – With WeldGuard™ coating



### Features

- Threaded barrel, M12 x 1
- Brass, PTFE-coated
- Factor 1 for all metals
- Protection class IP68
- Resistant to magnetic fields
- Large switching distance
- Integrated protection against predamping
- Little metal-free spaces
- DC 3-wire, 10...30 VDC
- NO contact, PNP output
- M12 x 1 male connector

### Wiring diagram



### Functional principle

Inductive sensors are designed for wear-free and contactless detection of metal objects. uprox+ sensors have significant advantages due to their patented multi-coil system. They excel thanks to their optimum switching distances, maximum flexibility and operational reliability as well as efficient standardization.

### Technical data

Type	NI10U-MT12E-AP6X2-H1141/S1589
ID	1634994
Special version	S1589 Corresponds to: With weldguard coating
<b>General data</b>	
Rated switching distance	10 mm
Mounting conditions	Non-flush
Secured operating distance	$\leq (0.81 \times S_n)$ mm
Repeat accuracy	$\leq 2 \%$ of full scale
Hysteresis	3...15 %
<b>Electrical data</b>	
Operating voltage $U_B$	10...30 VDC
Ripple $U_{ss}$	$\leq 10 \%$ $U_{Bmax}$
DC rated operating current $I_o$	$\leq 200$ mA
No-load current	$\leq 25$ mA
Residual current	$\leq 0.1$ mA
Isolation test voltage	0.5 kV
Short-circuit protection	yes/Cyclic
Voltage drop at $I_o$	$\leq 1.8$ V
Wire break/reverse polarity protection	yes/Complete
Output function	3-wire, NO contact, PNP
DC field stability	300 mT
AC field stability	300 mT <sub>ss</sub>
Insulation class	□

## Technical data

Switching frequency	1 kHz
<b>Mechanical data</b>	
Design	Threaded barrel, M12 x 1
Dimensions	62 mm
Housing material	Metal, CuZn, PTFE-coated
Active area material	Plastic, LCP + WeldGuard™, PTFE-coated
Max. tightening torque of housing nut	7 Nm
Electrical connection	Connector, M12 × 1
<b>Environmental conditions</b>	
Ambient temperature	-30...+85 °C
Vibration resistance	55 Hz (1 mm)
Shock resistance	30 g (11 ms)
Protection class	IP68
MTTF	874 years acc. to SN 29500 (Ed. 99) 40 °C
Power-on indication	LED, Green
Switching state	LED, Yellow

## Mounting instructions

Mounting instructions/Description

Distance D	48 mm
Distance W	3 x Sn
Distance T	45 mm
Distance S	1.5 x B
Distance G	6 x Sn
Distance N	2 x Sn
Diameter active area B	Ø 12 mm

All non-flush mountable uprox®+ threaded barrel sensors can be screwed to the upper edge of the barrel. In this mounting position, the sensor operates safely with a 20 % reduced switching distance.

When installed in an aperture plate a distance of X = 50 mm must be observed.

12E-AP6X2-H1141/S1589 02/21/2025 13-57 | technical changes reserved

## Accessories

BST-12B

6947212

Mounting clamp for threaded barrel sensors, with dead-stop; material: PA6



QMT-12

6945106

Quick-mount bracket with dead-stop; material: brass, PTFE-coated; Male thread M16 × 1. Note: The switching distance of the proximity switches may change when using quick-mount brackets.



BSS-12

6901321

Mounting clamp for smooth and threaded barrel sensors; material: Polypropylene

