BI5U-MT18E-AP6X-H1141
Inductive Sensor

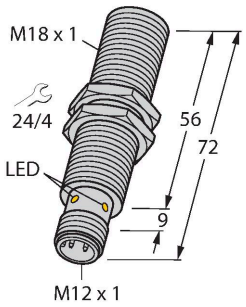

Technical data

Type	BI5U-MT18E-AP6X-H1141
Ident. no.	1635248
Rated switching distance	5 mm
Mounting conditions	Flush
Secured operating distance	≤ (0.81 × Sn) mm
Repeat accuracy	≤ 2 % of full scale
Temperature drift	≤ ± 10 %
	≤ ± 15 %, ≤ -25 °C v ≥ +70 °C
Hysteresis	3…15 %
Ambient temperature	-30…+85 °C
Operating voltage	10…30 VDC
Residual ripple	≤ 10 % U_{ss}
DC rated operational current	≤ 200 mA
No-load current	≤ 20 mA
Residual current	≤ 0.1 mA
Isolation test voltage	≤ 0.5 kV
Short-circuit protection	yes / Cyclic
Voltage drop at I_e	≤ 1.8 V
Wire breakage/Reverse polarity protection	yes / Complete
Output function	3-wire, NO contact, PNP
Insulation class	⧈
Switching frequency	2.5 kHz
Design	Threaded barrel, M18 × 1
Dimensions	72 mm

Features

- Threaded barrel, M18 x 1
- Long version
- Brass, PTFE-coated
- Factor 1 for all metals
- Protection class IP68
- Resistant to magnetic fields
- Extended temperature range
- High switching frequency
- DC 3-wire, 10…30 VDC
- NO contact, PNP output
- M12 x 1 male connector

Wiring diagram

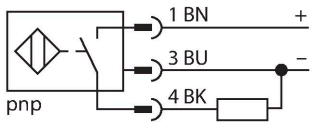

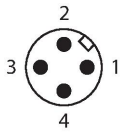

Functional principle

Inductive sensors are designed for wear-free and contactless detection of metal objects. uprox Factor 1 sensors have significant advantages due to their patented ferrite-coreless multi-coil system. They detect all metals at the same large switching distance and are resistant to magnetic fields.

BI5U-MT18E-AP6X-H1141| 09/09/2020 15-18 | technical changes reserved

Technical data

Housing material	Metal, CuZn, PTFE-coated
Active area material	Plastic, PBT, PTFE-coated
Max. tightening torque housing nut	15 Nm
Electrical connection	Connector, M12 × 1
Vibration resistance	55 Hz (1 mm)
Shock resistance	30 g (11 ms)
Protection class	IP68
MTTF	874 years acc. to SN 29500 (Ed. 99) 40 °C
Switching state	LED, Yellow

Mounting instructions

Mounting instructions/Description

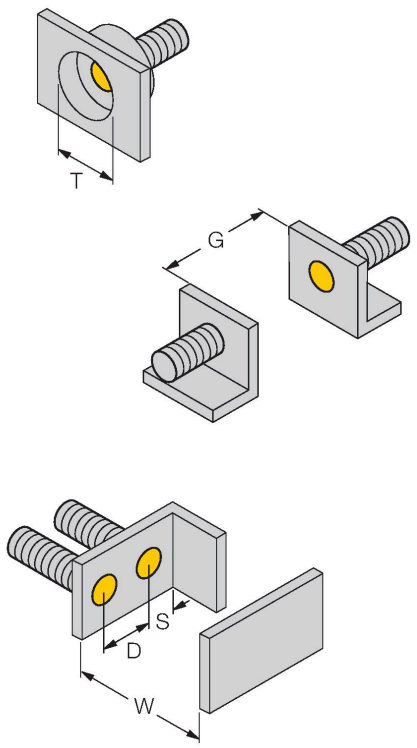

Distance D	2 x B
Distance W	3 x Sn
Distance T	3 x B
Distance S	1.5 x B
Distance G	6 x Sn
Diameter active area B	Ø 18 mm

BI5U-MT18E-AP6X-H1141| 09/09/2020 15-18 | technical changes reserved

Accessories

BST-18B	6947214

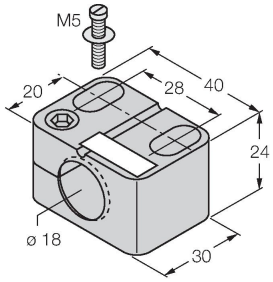

Mounting clamp for threaded barrel sensors, with dead-stop; material: PA6

BSS-18	6901320

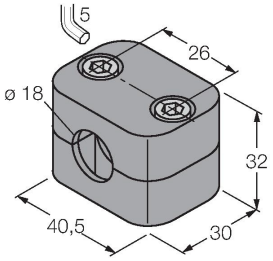

Mounting clamp for smooth and threaded barrel sensors; material: Polypropylene

QMT-18	6945104

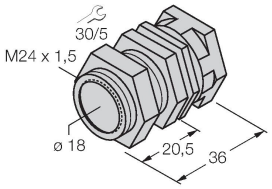

Quick-mount bracket with dead-stop; material: brass, PTFE-coated; Male thread M24 × 1.5. Note: The switching distance of the proximity switches may change when using quick-mount brackets.

Wiring accessories

Dimension drawing	Type	Ident. no.	
	RKC4T-2/TXL1001	6630249	Connection cable, M12 connector, female, straight, 3-pin, cable length: 2 m, protective sheathing material: Aramid fibers, yellow; Temperature peak: 200 °C; other cable lengths and qualities available, see www.turck.com

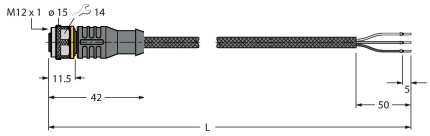

BI5U-MT18E-AP6X-H1141| 09/09/2020 15-18 | technical changes reserved