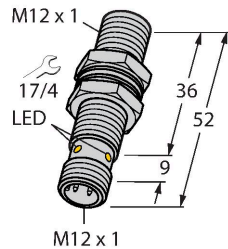


# BI6U-MT12-AN6X-H1141

## Inductive Sensor



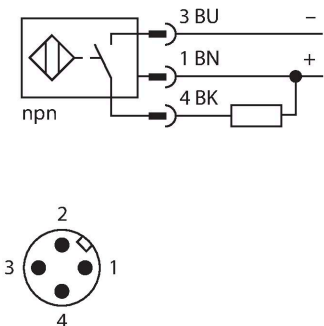
### Technical data

Type	BI6U-MT12-AN6X-H1141
ID	1644822
<b>General data</b>	
Rated switching distance	6 mm
Mounting conditions	Flush
Secured operating distance	$\leq (0.81 \times S_n)$ mm
Repeat accuracy	$\leq 2 \%$ of full scale
Hysteresis	3...15 %
<b>Electrical data</b>	
Operating voltage $U_B$	10...30 VDC
Ripple $U_{ss}$	$\leq 10 \%$ $U_{Bmax}$
DC rated operating current $I_e$	$\leq 200$ mA
No-load current	$\leq 25$ mA
Residual current	$\leq 0.1$ mA
Isolation test voltage	0.5 kV
Short-circuit protection	yes/Cyclic
Voltage drop at $I_e$	$\leq 1.8$ V
Wire break/reverse polarity protection	yes/Complete
Output function	3-wire, NO contact, NPN
DC field stability	300 mT
AC field stability	300 mT <sub>ss</sub>
Switching frequency	2 kHz
<b>Mechanical data</b>	
Design	Threaded barrel, M12 x 1

### Features

- Threaded barrel, M12 x 1
- Brass, PTFE-coated
- Factor 1 for all metals
- Protection class IP68
- Resistant to magnetic fields
- Large switching distance
- DC 3-wire, 10...30 VDC
- NO contact, NPN output
- M12 x 1 male connector

### Wiring diagram



### Functional principle

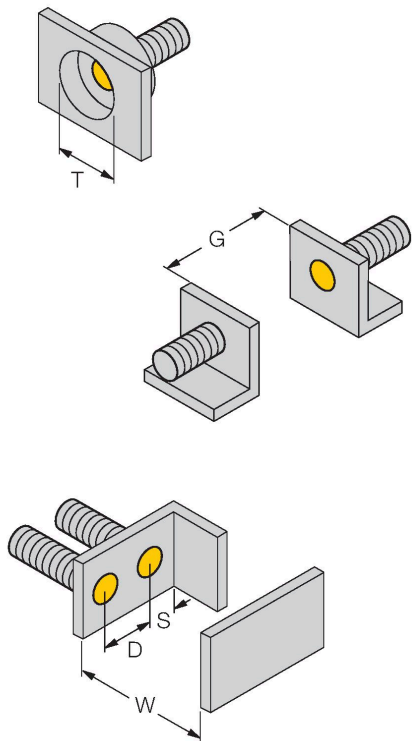
Inductive sensors are designed for wear-free and contactless detection of metal objects. uprox3 sensors have significant advantages due to their patented multi-coil system. They excel thanks to their optimum switching distances, maximum flexibility and operational reliability as well as efficient standardization.

Technical data

Dimensions	52 mm
Housing material	Metal, CuZn, PTFE-coated
Active area material	Plastic, LCP, PTFE-coated
Max. tightening torque of housing nut	7 Nm
Electrical connection	Connector, M12 × 1
Environmental conditions	
Ambient temperature	-25...+70 °C
Vibration resistance	55 Hz (1 mm)
Shock resistance	30 g (11 ms)
Protection class	IP68
MTTF	874 years acc. to SN 29500 (Ed. 99) 40 °C
Switching state	LED, Yellow

Mounting instructions

Mounting instructions/Description
-----------------------------------



Distance D	24 mm
Distance W	3 x Sn
Distance T	3 x B
Distance S	1.5 x B
Distance G	6 x Sn
Diameter active area B	Ø 12 mm

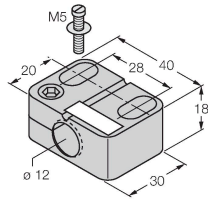
The sensor along with the BSS-12 half-shell clamp can be mounted with a torque of up to 0.5 Nm in any orientation.

BI6U-MT12-AN6X-H1141 | 02/21/2025 14-24 | technical changes reserved

Accessories

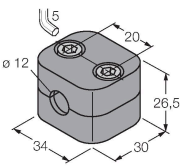
BST-12B 6947212

Mounting clamp for threaded barrel sensors, with dead-stop; material: PA6



BSS-12 6901321

Mounting clamp for smooth and threaded barrel sensors; material: Polypropylene



Wiring accessories

Dimension drawing	Type	ID
	RKC4T-2/TXL1001	6630249

Connection cable, M12 female connector, straight, 3-pin, cable length: 2 m, protective jacket material: aramid fibers, yellow; temperature peak: 200 °C

