NI4-DSC26-2AP6X2-H1141/S1124
Inductive Sensor – For Rotary Actuators

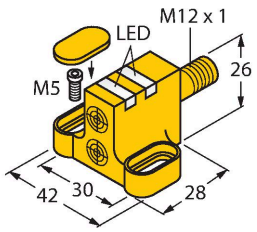



Technical data

Type	NI4-DSC26-2AP6X2-H1141/S1124
ID	1650156
General data	
Rated switching distance	4 mm
Mounting conditions	Non-flush
Correction factors	St37 = 1; Al = 0.3; stainless steel = 0.7; Ms = 0.4
Repeat accuracy	≤ 2 % of full scale
Temperature drift	≤ ±10 %
Hysteresis	3…15 %
Electrical data	
Operating voltage U_B	10…30 VDC
Ripple U_{ss}	≤ 10 % U_{Bmax}
DC rated operating current I_e	≤ 200 mA
No-load current	≤ 15 mA
Residual current	≤ 0.1 mA
Isolation test voltage	0.5 kV
Short-circuit protection	yes/Cyclic
Voltage drop at I_e	≤ 1.8 V
Wire break/reverse polarity protection	Complete
Output function	4-wire, NO contact, PNP
Switching frequency	0.05 kHz
Mechanical data	
Design	Dual sensor for valve monitoring, DSC26

Features

- Rectangular, housing DSC26
- Plastic, PP
- Two outputs for monitoring the position of rotary actuators
- Mounting on all standard actuators
- 2 x NO contact, PNP output
- DC 4-wire, 10…30 VDC

Wiring diagram

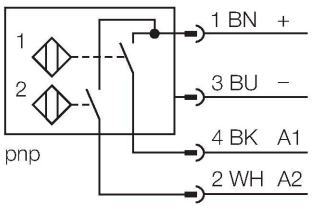

Functional principle

Inductive sensors detect metal objects contactless and wear-free. Dual sensors are especially designed for position detection in rotary actuators. They combine the reliability of non-contact inductive sensors with the flexibility of a modular housing system.

NI4-DSC26-2AP6X2-H1141/S1124| 10/10/2025 18-10 | technical changes reserved

Technical data

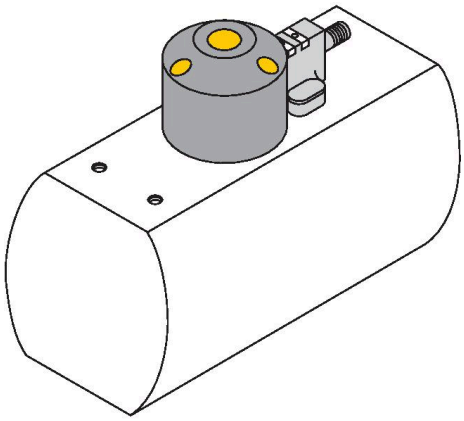

Dimensions	28 x 42 x 26 mm
Housing material	Plastic, PP
Active area material	Plastic, PP
Electrical connection	Connector, M12 × 1
Environmental conditions	
Ambient temperature	-25…+70 °C
Vibration resistance	55 Hz (1 mm)
Shock resistance	30 g (11 ms)
Protection class	IP67
MTTF	2283 years acc. to SN 29500 (Ed. 99) 40 °C
Switching state	2 × LEDs, Red/green

Accessories

BTS-DSC26-EB2	6900223

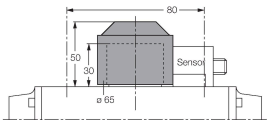

Actuation kit (puck) for dual sensors; end position damped; hole pattern on receptacle surface: 80 x 30 mm and 130 x 30 mm; connection shaft (shaft extension) height: 30 mm/Ø: max. 50 mm

BTS-DSC26-EB3	6900224

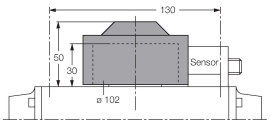

Actuation kit (puck) for dual sensors; end position damped; hole pattern on receptacle surface: 30 x 130 mm; connection shaft (shaft extension) height: 30 mm/Ø: max. 85 mm

BTS-DSC26-EB20	100002102

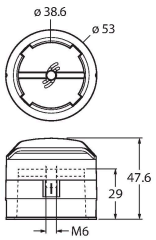

Actuator (puck) for dual sensors; end position damped; hole pattern on flange: 80 x 30 mm and 130 x 30 mm; connection shaft (shaft extension) height: 30 mm/Ø: max. 35 mm; available as an option: Spacer BTS-DSC26-UR10 for 20-mm-high connection shafts (shaft extension)

BTS-DSC26-UR10	100002103

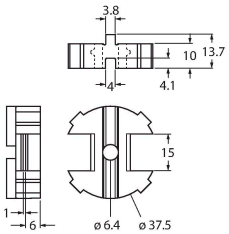

Spacer for dual sensor actuation kitBTS-DSC26-EB20

NI4-DSC26-2AP6X2-H1141/S1124| 10/10/2025 18-10 | technical changes reserved