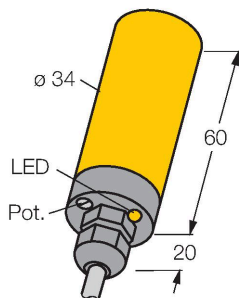


NC22.5-K34-RZ3X 0.5M

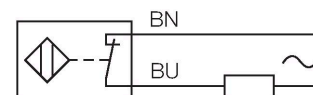
Capacitive Sensor



Features

- Smooth barrel, Ø 34mm
- Plastic, PBT-GF30-V0
- Fine adjustment via potentiometer
- AC 2-wire, 20...250 VAC
- NC contact
- Cable connection

Wiring diagram



Technical data

Type	NC22.5-K34-RZ3X 0.5M
ID	2310012
Rated switching distance (non-flush)	22.5 mm
Secured operating distance	$\leq (0.72 \times S_n)$ mm
Hysteresis	2...20 %
Temperature drift	Typical 20 %
Repeat accuracy	≤ 2 % of full scale
Ambient temperature	-25...+70 °C
Electrical data	
Operating voltage U_B	20...250 VAC
AC rated operational current	≤ 500 mA
Frequency	$\geq 50... \leq 60$ Hz
Smallest operating current	≥ 5 mA
Residual current	≤ 1.7 mA
Switching frequency	0.02 kHz
Oscillation frequency	According to EN 60947-5-2, 8.2.6.2 Table 9: 0.1...2.0 MHz
Isolation test voltage	1.5 kV
Output function	2-wire, NC contact, 2-wire
Voltage drop at I_o	≤ 7 V
Tests/approvals	
Mechanical data	
Design	Smooth barrel, 34 mm
Dimensions	80 mm

Functional principle

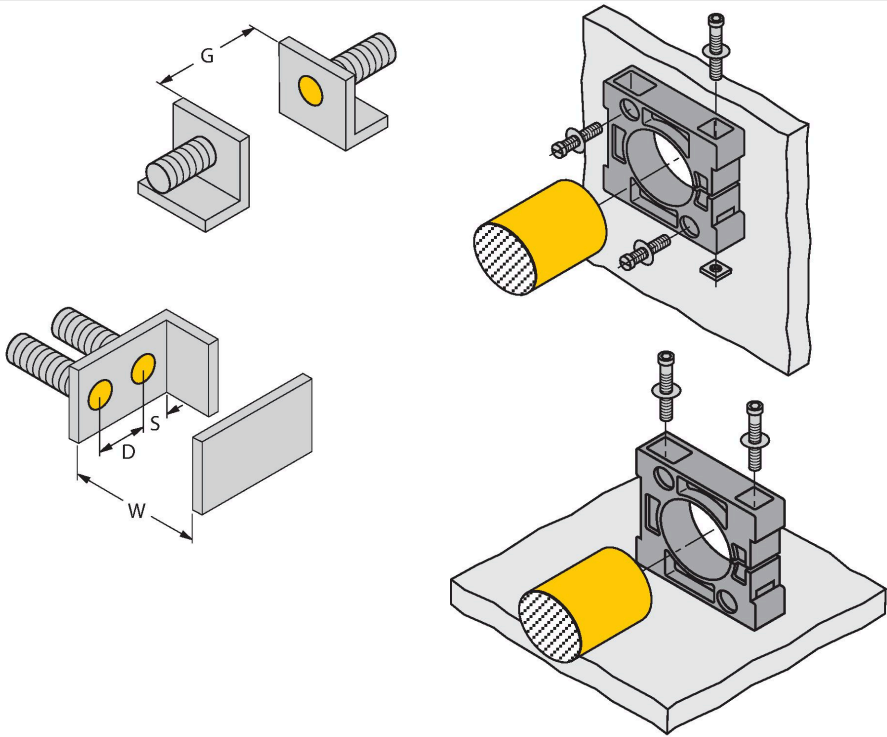
Capacitive proximity switches are designed for non-contact and wear-free detection of electrically conductive as well as non-conductive metal objects.

Technical data

Housing material	Plastic, PBT-GF30-V0
Active area material	PBT-GF30-V0, yellow
Electrical connection	Cable
Cable quality	Ø 5.2 mm, LifYY, PVC, 0.5 m
Core cross-section	2 x 0.34 mm²
Vibration resistance	55 Hz (1 mm)
Shock resistance	30 g (11 ms)
Protection class	IP67
MTTF	1080 years acc. to SN 29500 (Ed. 99) 40 °C
Power-on indication	Green
Switching state	LED, Red
Included in delivery	BS34.1, 2 M5 screws, cable gland, blanking plugs

Mounting instructions

Product features



Distance D	68 mm
Distance W	45 mm
Distance S	51 mm
Distance G	90 mm
Diameter active area B	Ø 34 mm

The given minimum distances have been checked in compliance with the standard switching distance. Should the sensitivity of the sensors be changed via potentiometer, the data sheet specifications no longer apply.