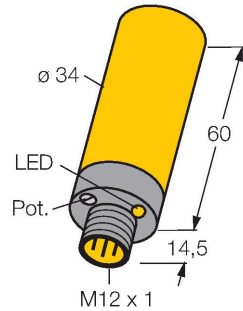


# BC15-K34-AN4X-H1141

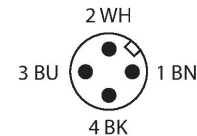
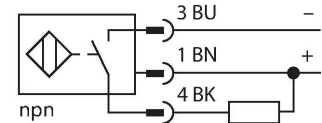
## Capacitive Sensor



### Features

- Smooth barrel, Ø 34mm
- Plastic, PBT-GF30-V0
- Fine adjustment via potentiometer
- DC 3-wire, 10...65 VDC
- NO contact, NPN output
- M12 × 1 connector

### Wiring diagram



### Functional principle

Capacitive proximity switches are designed for non-contact and wear-free detection of electrically conductive as well as non-conductive metal objects.

### Technical data

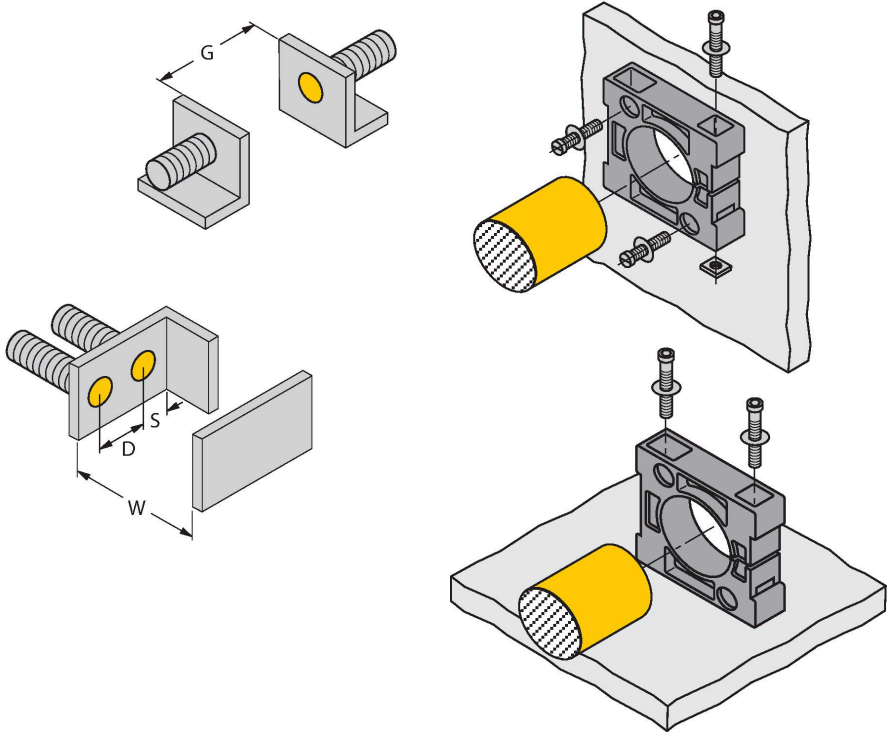
Type	BC15-K34-AN4X-H1141
ID	2502125
Rated switching distance (flush)	15 mm
Rated switching distance (non-flush)	22.5 mm
Secured operating distance	$\leq (0.72 \times S_n)$ mm
Hysteresis	1...20 %
Temperature drift	Typical 20 %
Repeat accuracy	$\leq 2$ % of full scale
Ambient temperature	-25...+70 °C
<b>Electrical data</b>	
Operating voltage $U_b$	65 VDC
Ripple $U_{ss}$	$\leq 10$ % $U_{Bmax}$
DC rated operating current $I_o$	$\leq 200$ mA
No-load current	$\leq 15$ mA
Residual current	$\leq 0.1$ mA
Switching frequency	0.1 kHz
Oscillation frequency	According to EN 60947-5-2, 8.2.6.2 Table 9: 0.1...2.0 MHz
Isolation test voltage	0.5 kV
Output function	3-wire, NO contact, NPN
Short-circuit protection	yes/Cyclic
Voltage drop at $I_o$	$\leq 1.8$ V
Wire break/reverse polarity protection	yes/Complete

Technical data

Tests/approvals	
Approvals	UL
UL registration number	E210608
Mechanical data	
Design	Smooth barrel, 34 mm
Dimensions	60 mm
Housing material	Plastic, PBT-GF30-V0
Active area material	PBT-GF30-V0, yellow
Electrical connection	Connector, M12 × 1
Vibration resistance	55 Hz (1 mm)
Shock resistance	30 g (11 ms)
Protection class	IP67
MTTF	1080 years acc. to SN 29500 (Ed. 99) 40 °C
Switching state	LED, Yellow
Included in delivery	BS34.1, 2 M5 screws, cable gland, blanking plugs

Mounting instructions

Product features



Distance D	68 mm
Distance W	45 mm
Distance S	51 mm
Distance G	90 mm
Diameter active area B	Ø 34 mm

The given minimum distances have been checked in compliance with the standard switching distance.  
Should the sensitivity of the sensors be changed via potentiometer, the data sheet specifications no longer apply.

BC15-K34-AN4X-H1141| 02/21/2025 17-26 | technical changes reserved