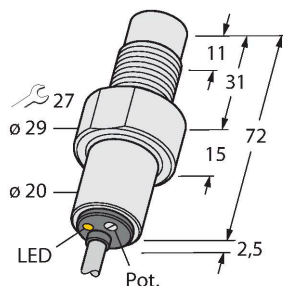


BC5-S185-AN4X/S100

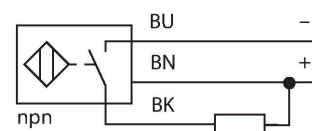
Capacitive Sensor – With Increased Temperature Range



Features

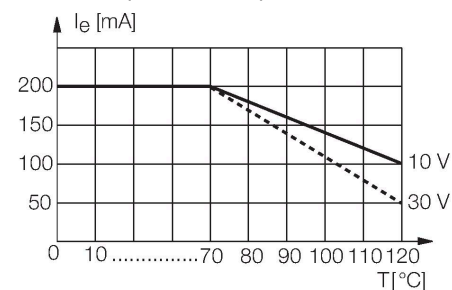
- M18 × 1 threaded barrel
- Plastic, PVDF
- Fine adjustment via potentiometer
- For temperatures up to 100°C
- DC 3-wire, 10...65 VDC
- NO contact, NPN output
- Cable connection

Wiring diagram



Functional principle

Capacitive proximity switches are designed for non-contact and wear-free detection of electrically conductive as well as non-conductive metal objects. Special capacitive sensor versions can be used at temperatures of up to +100°C.



Technical data

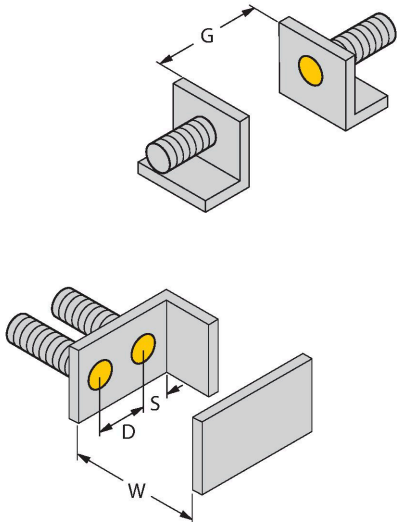
Type	BC5-S185-AN4X/S100
ID	2503551
Rated switching distance (flush)	5 mm
Rated switching distance (non-flush)	7.5 mm
Secured operating distance	$\leq (0.72 \times S_n)$
Hysteresis	1...20 %
Temperature drift	Typical 20 %
Repeat accuracy	$\leq 2 \%$ of full scale
Ambient temperature	-25...+100 °C
Electrical data	
Operating voltage	10...65 VDC
Residual ripple	$\leq 10 \%$ U_{ss}
DC rated operational current	≤ 200 mA
Rated operational current	See derating curve
No-load current	≤ 15 mA
Residual current	≤ 0.1 mA
Switching frequency	0.1 kHz
Oscillation frequency	According to EN 60947-5-2, 8.2.6.2 Table 9: 0.1...2.0 MHz
Isolation test voltage	≤ 0.5 kV
Output function	3-wire, NO contact, NPN
Short-circuit protection	yes / Cyclic
Voltage drop at I_e	≤ 1.8 V

Technical data

Wire breakage/Reverse polarity protection	yes / Complete
Tests/approvals	
Approvals	UL
UL registration number	E210608
Mechanical data	
Design	Threaded barrel, M18 x 1
Dimensions	74.5 mm
Housing material	Plastic, PVDF
Active area material	PVDF, ecru
Max. tightening torque of housing nut	2 Nm
Electrical connection	Cable
Cable quality	Ø 5.2 mm, LifYY, PVC, 2 m
Core cross-section	3 x 0.5 mm²
Vibration resistance	55 Hz (1 mm)
Shock resistance	30 g (11 ms)
Protection class	IP67
MTTF	1080 years acc. to SN 29500 (Ed. 99) 40 °C
Power-on indication	Green
Switching state	LED, Yellow

Mounting instructions

Product features



Distance D	36 mm
Distance W	15 mm
Distance S	27 mm
Distance G	30 mm
Diameter active area B	Ø 18 mm

The given minimum distances have been checked against the standard switching distance.
Should the sensitivity of the sensors be changed via potentiometer, the data sheet specifications no longer apply.

BC5-S185-AN4X/S100| 06/04/2023 17-15 | technical changes reserved