

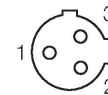
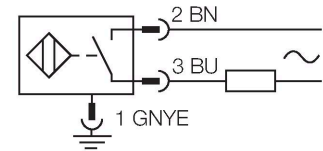
BI2-GT12H-ADZ32X-B3131/S34

Inductive Sensor – Resistant to Magnetic Fields

Features

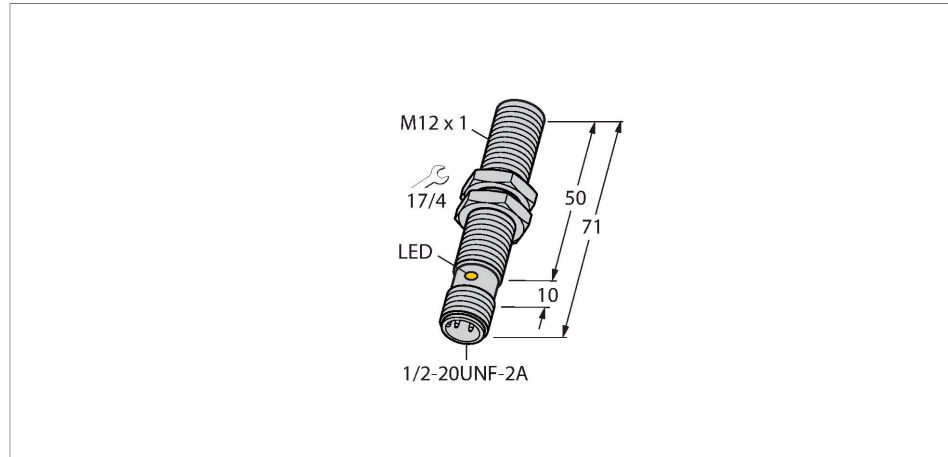
- M12 × 1 threaded barrel
- Brass, PTFE coated
- Duroplast front cap, very resistant to thermal and mechanical loads
- AC 2-wire, 20...250 VAC
- DC 2-wire, 10...300 VDC
- NO contact
- 1/2" male connector

Wiring diagram



Functional principle

Inductive sensors detect metal objects contactless and wear-free. For this, they use a high-frequency electromagnetic AC field that interacts with the target. Inductive sensors generate this field via an RLC circuit with a ferrite coil.



Technical data

Type	BI2-GT12H-ADZ32X-B3131/S34
ID	4205093
Special version	S34 Corresponds to: Weld-field immune proximity sensors
General data	
Rated switching distance	2 mm
Mounting conditions	Flush
Secured operating distance	$\leq (0.81 \times S_n)$ mm
Correction factors	St37 = 1; Al = 0.3; stainless steel = 0.7; Ms = 0.4
Repeat accuracy	≤ 2 % of full scale
Hysteresis	3...15 %
Electrical data	
Operating voltage U_B	20...250 VAC
Operating voltage U_B	10...300 VDC
AC rated operational current	≤ 100 mA
DC rated operating current I_o	≤ 100 mA
Frequency	$\geq 50... \leq 60$ Hz
Residual current	≤ 1.7 mA
Isolation test voltage	1.5 kV
Surge current	≤ 1 A (≤ 10 ms max. 5 Hz)
Short-circuit protection	yes/Latching
Voltage drop at I_o	≤ 6 V
Wire break/reverse polarity protection	yes/Complete
Output function	2-wire, NO contact, 2-wire

Technical data

Smallest operating current	≥ 3 mA
Switching frequency	0.02 kHz
Mechanical data	
Design	Threaded barrel, M12 x 1
Dimensions	71 mm
Housing material	Metal, CuZn, PTFE-coated
Active area material	Plastic, Duroplast, PTFE-coated
End cap	EPTR
Max. tightening torque of housing nut	7 Nm
Electrical connection	Connector, 1/2"
Environmental conditions	
Ambient temperature	-25...+70 °C
Vibration resistance	55 Hz (1 mm)
Shock resistance	30 g (11 ms)
Protection class	IP67
MTTF	2283 years acc. to SN 29500 (Ed. 99) 40 °C
Switching state	LED, Red

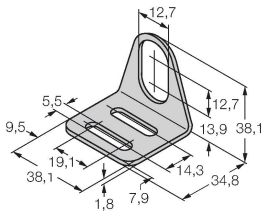
Mounting instructions

Mounting instructions/Description		
	Distance D	3 × B
	Distance W	3 × Sn
	Distance T	3 × B
	Distance S	1.5 × B
	Distance G	6 × Sn
	Diameter active area B	Ø 12 mm

Accessories

MW12

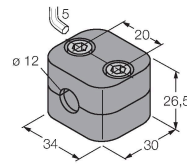
6945003



Mounting bracket for threaded barrel sensors; material: Stainless steel A2 1.4301 (AISI 304)

BSS-12

6901321



Mounting clamp for smooth and threaded barrel sensors; material: Polypropylene