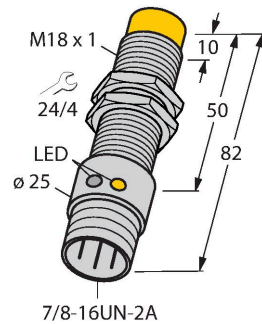


# NI14-G18-RDZ30X2-B1331

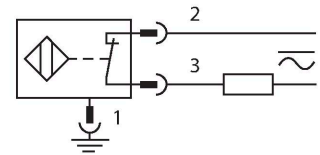
## Inductive Sensor – With Increased Switching Distance



### Features

- Threaded barrel, M18 x 1
- Chrome-plated brass
- Large sensing range
- AC 2-wire, 20...250 VAC
- DC 2-wire, 10...300 VDC
- NC contact
- 7/8" male connector

### Wiring diagram

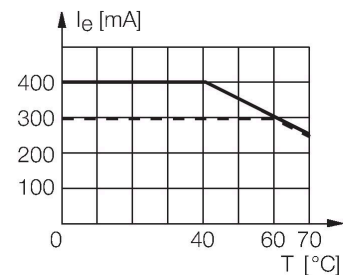


### Technical data

Type	NI14-G18-RDZ30X2-B1331
ID	42054990
General data	
Rated switching distance	14 mm
Mounting conditions	Non-flush
Secured operating distance	$\leq (0.81 \times S_n)$ mm
Correction factors	St37 = 1; Al = 0.3; stainless steel = 0.7; Ms = 0.4
Repeat accuracy	$\leq 2$ % of full scale
Hysteresis	3...15 %
Electrical data	
Operating voltage $U_b$	20...250 VAC
Operating voltage $U_b$	10...300 VDC
AC rated operational current	$\leq 400$ mA
DC rated operating current $I_o$	$\leq 300$ mA
Frequency	$\geq 50 \dots \leq 60$ Hz
Residual current	$\leq 1.7$ mA
Isolation test voltage	1.5 kV
Surge current	$\leq 3$ A ( $\leq 20$ ms max. 5 Hz)
Short-circuit protection	yes/Latching
Voltage drop at $I_o$	$\leq 6$ V
Wire break/reverse polarity protection	yes/Complete
Output function	2-wire, NC contact, 2-wire
Smallest operating current	$\geq 3$ mA

### Functional principle

Inductive sensors detect metal objects contactless and wear-free. For this, they use a high-frequency electromagnetic AC field that interacts with the target. Inductive sensors generate this field via an RLC circuit with a ferrite coil.

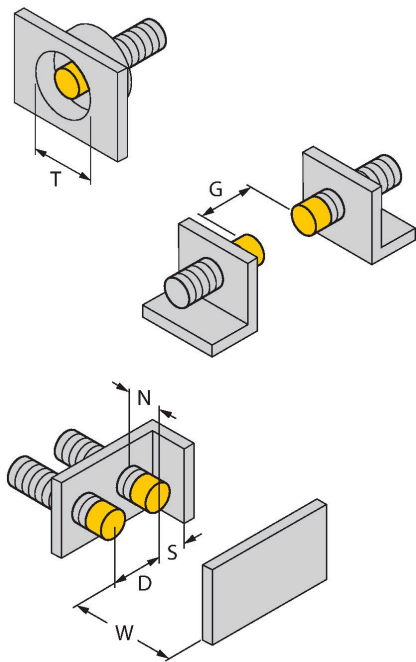


Technical data

Switching frequency	0.02 kHz
Mechanical data	
Design	Threaded barrel, M18 x 1
Dimensions	82 mm
Housing material	Metal, CuZn, Chrome-plated
Active area material	Plastic, PA12-GF30
Max. tightening torque of housing nut	25 Nm
Electrical connection	Connector, 7/8"
Environmental conditions	
Ambient temperature	-25...+70 °C
Vibration resistance	55 Hz (1 mm)
Shock resistance	30 g (11 ms)
Protection class	IP67
MTTF	2283 years acc. to SN 29500 (Ed. 99) 40 °C
Power-on indication	LED, Green
Switching state	LED, Red

Mounting instructions

Mounting instructions/Description
-----------------------------------



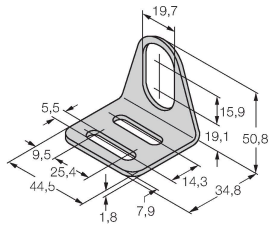
Distance D	3 x B
Distance W	3 x Sn
Distance T	3 x B
Distance S	1.5 x B
Distance G	6 x Sn
Distance N	2 x Sn
Diameter active area B	Ø 18 mm

NI14-G18-RDZ30X2-B1331| 02/21/2025 13-51 | technical changes reserved

## Accessories

MW18

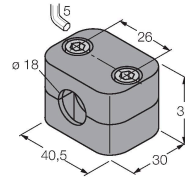
6945004



Mounting bracket for threaded barrel sensors; material: Stainless steel A2 1.4301 (AISI 304)

BSS-18

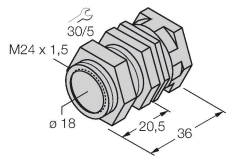
6901320



Mounting clamp for smooth and threaded barrel sensors; material: Polypropylene

QM-18

6945102



Quick-mount bracket with dead-stop; material: Chrome-plated brass. Male thread M24 × 1.5. Note: The switching distance of the proximity switches may change when using quick-mount brackets.