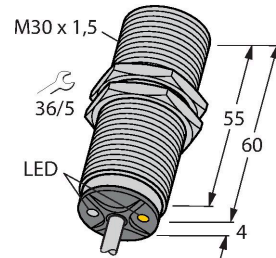


BI10U-MT30-ADZ30X2

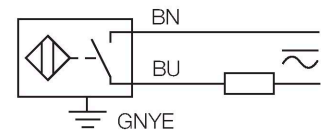
Inductive Sensor



Features

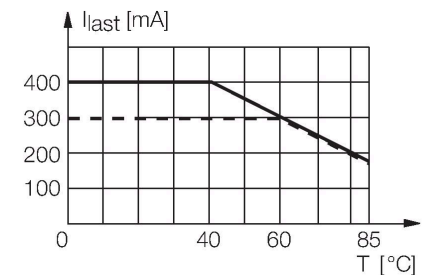
- Threaded barrel, M30 x 1.5
- Brass, PTFE-coated
- Factor 1 for all metals
- Protection class IP68
- Resistant to magnetic fields
- Extended temperature range
- High switching frequency
- AC 2-wire, 20...250 VAC
- DC 2-wire, 10...300 VDC
- NO contact
- Cable connection

Wiring diagram



Functional principle

Inductive sensors are designed for wear-free and contactless detection of metal objects. uprox Factor 1 sensors have significant advantages due to their patented ferrite-coreless multi-coil system. They detect all metals at the same large switching distance and are resistant to magnetic fields.



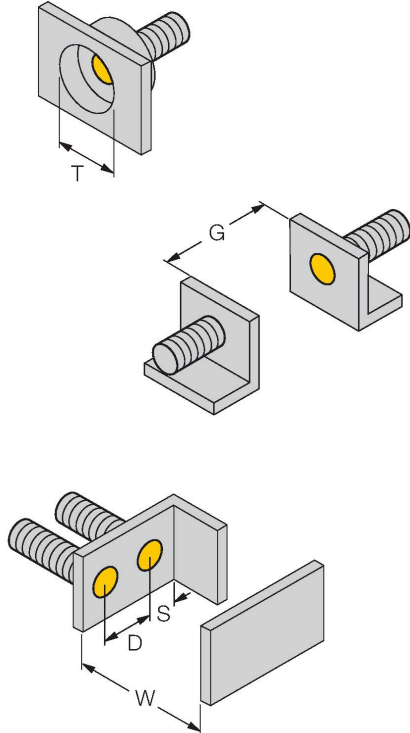
Technical data

Type	BI10U-MT30-ADZ30X2
ID	4209430
General data	
Rated switching distance	10 mm
Mounting conditions	Flush
Secured operating distance	$\leq (0.81 \times S_n)$ mm
Repeat accuracy	$\leq 2 \%$ of full scale
Temperature drift	$\leq \pm 10 \%$
	$\leq \pm 15 \%, \leq -25 \text{ °C} \vee \geq +70 \text{ °C}$
Hysteresis	3...15 %
Electrical data	
Operating voltage U_b	20...250 VAC
Operating voltage U_b	10...300 VDC
AC rated operational current	≤ 400 mA
DC rated operating current I_o	≤ 300 mA
Frequency	$\geq 50 \dots \leq 60$ Hz
Residual current	≤ 1.7 mA
Isolation test voltage	1.5 kV
Surge current	≤ 3 A (≤ 20 ms max. 5 Hz)
Short-circuit protection	yes/Latching
Voltage drop at I_o	≤ 6 V
Wire break/reverse polarity protection	yes/Complete
Output function	2-wire, NO contact, 2-wire
DC field stability	300 mT

Technical data

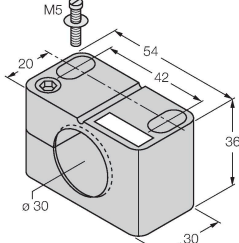
AC field stability	300 mT _{ss}
Smallest operating current	≥ 3 mA
Switching frequency	0.01 kHz
Mechanical data	
Design	Threaded barrel, M30 x 1.5
Dimensions	64 mm
Housing material	Metal, CuZn, PTFE-coated
Active area material	Plastic, PBT, PTFE-coated
End cap	Plastic, EPTR
Max. tightening torque of housing nut	75 Nm
Electrical connection	Cable
Cable quality	Ø 5.2 mm, LifYY, PVC, 2 m
Core cross-section	3 x 0.5 mm ²
Environmental conditions	
Ambient temperature	-30...+85 °C
Vibration resistance	55 Hz (1 mm)
Shock resistance	30 g (11 ms)
Protection class	IP68
MTTF	874 years acc. to SN 29500 (Ed. 99) 40 °C
Power-on indication	LED, Green
Switching state	LED, Yellow

Mounting instructions

Mounting instructions/Description	
	Distance D
	2 x B
	Distance W
	3 x Sn
	Distance T
	3 x B
	Distance S
	1.5 x B
	Distance G
	6 x Sn
	Diameter active area B
	Ø 30 mm

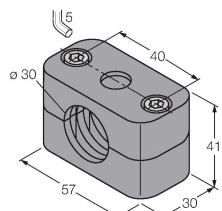
Accessories

BST-30B 6947216



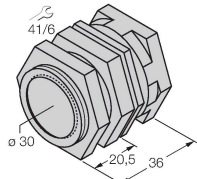
Mounting clamp for threaded barrel sensors, with dead-stop; material: PA6

BSS-30 6901319



Mounting clamp for smooth and threaded barrel sensors; material: Polypropylene

QMT-30 6945105



Quick-mount bracket with dead-stop; material: brass, PTFE-coated; Male thread M36 x 1.5. Note: The switching distance of the proximity switches may change when using quick-mount brackets.