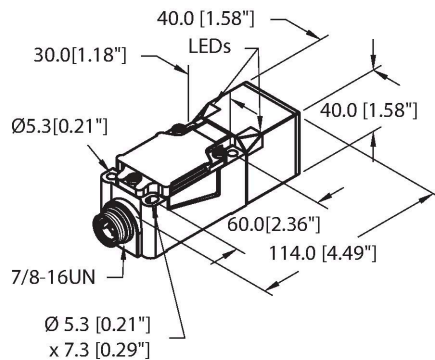


# BI15-CP40-VDZ3X2-B1141

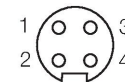
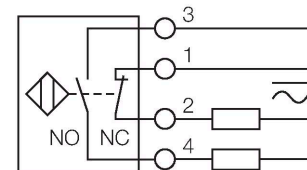
## Inductive Sensor



### Features

- Rectangular, height 40 mm
- Variable orientation of active face in 9 directions
- Plastic, PBT-GF30-VO
- High-luminance corner LEDs
- Optimum view of operating voltage and switching state from any position
- AC 2-wire, 20...250 VAC
- DC 2-wire, 10...300 VDC
- NO contact
- 7/8" male connector

### Wiring diagram



### Technical data

Type	BI15-CP40-VDZ3X2-B1141
ID	4222791
General data	
Rated switching distance	15 mm
Mounting conditions	Flush
Secured operating distance	$\leq (0.81 \times S_n)$ mm
Correction factors	St37 = 1; Al = 0.3; stainless steel = 0.7; Ms = 0.4
Repeat accuracy	$\leq 2$ % of full scale
Hysteresis	3...15 %
Electrical data	
Operating voltage $U_b$	20...250 VAC
Operating voltage $U_b$	20...300 VDC
AC rated operational current	$\leq 350$ mA
DC rated operating current $I_o$	$\leq 350$ mA
Frequency	$\geq 50 \dots \leq 60$ Hz
Residual current	$\leq 2$ mA
Isolation test voltage	1.5 kV
Surge current	$\leq 8$ A ( $\leq 10$ ms max. 5 Hz)
Short-circuit protection	no
Voltage drop at $I_o$	$\leq 7$ V
Wire break/reverse polarity protection	yes/Complete
Output function	4-wire, NO/NC, 2-wire
Smallest operating current	$\geq 3$ mA

### Functional principle

Inductive sensors detect metal objects contactless and wear-free. For this, they use a high-frequency electromagnetic AC field that interacts with the target. Inductive sensors generate this field via an RLC circuit with a ferrite coil.

Technical data

Switching frequency	0.01 kHz
Mechanical data	
Design	Rectangular, CP40
Dimensions	114 x 40 x 40 mm
Housing material	Plastic, PBT-GF30-V0, Black
Active area material	Plastic, PBT-GF30-V0, yellow
Connector housing	metal
Electrical connection	Connector
Environmental conditions	
Ambient temperature	-25...+70 °C
Vibration resistance	55 Hz (1 mm)
Shock resistance	30 g (11 ms)
Protection class	IP67
MTTF	2283 years acc. to SN 29500 (Ed. 99) 40 °C
Power-on indication	2 × LEDs, Green
Switching state	2 × LEDs, Red

Mounting instructions

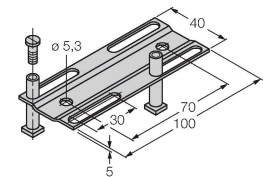
Mounting instructions/Description



Distance D	2 × B
Distance W	3 x Sn
Distance S	1 × B
Distance G	6 x Sn
Width active area B	40 mm

Accessories

JS025/037	69429
Adjusting bar for rectangular housings CK/CP40; material: VA 1.4301	



BSS-CP40	6901318
Mounting clamp for rectangular housings 40 x 40 mm; material: Polypropylene	

