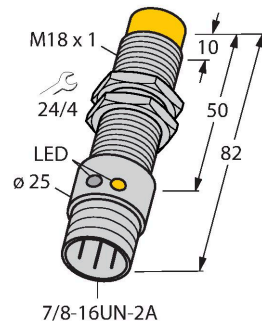


NI12U-G18-ADZ30X2-B1331

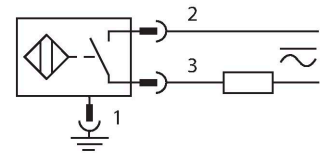
Inductive Sensor



Features

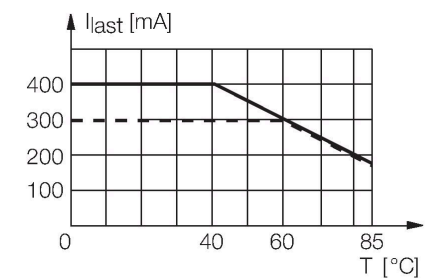
- Threaded barrel, M18 x 1
- Chrome-plated brass
- Factor 1 for all metals
- Protection class IP68
- Resistant to magnetic fields
- Extended temperature range
- High switching frequency
- AC 2-wire, 20...250 VAC
- DC 2-wire, 10...300 VDC
- NO contact
- 7/8" male connector

Wiring diagram



Functional principle

Inductive sensors are designed for wear-free and contactless detection of metal objects. uprox Factor 1 sensors have significant advantages due to their patented ferrite-coreless multi-coil system. They detect all metals at the same large switching distance and are resistant to magnetic fields.



Technical data

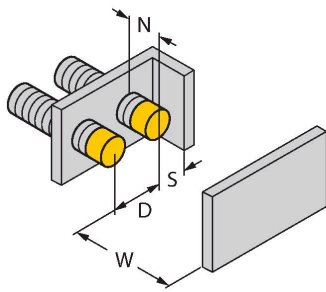
Type	NI12U-G18-ADZ30X2-B1331
ID	4281412
General data	
Rated switching distance	12 mm
Mounting conditions	Non-flush
Secured operating distance	$\leq (0.81 \times S_n)$ mm
Repeat accuracy	≤ 2 % of full scale
Temperature drift	$\leq \pm 10$ %
	$\leq \pm 15$ %, ≤ -25 °C v $\geq +70$ °C
Hysteresis	3...15 %
Electrical data	
Operating voltage U_b	20...250 VAC
Operating voltage U_b	10...300 VDC
AC rated operational current	≤ 400 mA
DC rated operating current I_o	≤ 300 mA
Frequency	≥ 50 ... ≤ 60 Hz
Residual current	≤ 1.7 mA
Isolation test voltage	1.5 kV
Surge current	≤ 3 A (≤ 20 ms max. 5 Hz)
Short-circuit protection	yes/Latching
Voltage drop at I_o	≤ 6 V
Wire break/reverse polarity protection	yes/Complete
Output function	2-wire, NO contact, 2-wire
DC field stability	300 mT

Technical data

AC field stability	300 mT _{ss}
Smallest operating current	≥ 3 mA
Switching frequency	0.01 kHz
Mechanical data	
Design	Threaded barrel, M18 x 1
Dimensions	82 mm
Housing material	Metal, CuZn, Chrome-plated
Active area material	Plastic, PBT
Max. tightening torque of housing nut	25 Nm
Electrical connection	Connector, 7/8"
Environmental conditions	
Ambient temperature	-30...+85 °C
Vibration resistance	55 Hz (1 mm)
Shock resistance	30 g (11 ms)
Protection class	IP68
MTTF	874 years acc. to SN 29500 (Ed. 99) 40 °C
Power-on indication	LED, Green
Switching state	LED, Yellow

Mounting instructions

Mounting instructions/Description

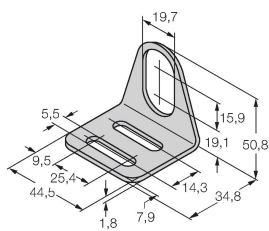


Distance D	3 x B
Distance W	3 x Sn
Distance T	3 x B
Distance S	1.5 x B
Distance G	6 x Sn
Distance N	2 x Sn
Diameter active area B	Ø 18 mm

Accessories

MW18

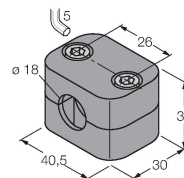
6945004



Mounting bracket for threaded barrel sensors; material: Stainless steel A2 1.4301 (AISI 304)

BSS-18

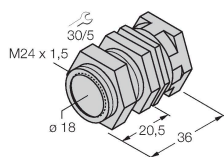
6901320



Mounting clamp for smooth and threaded barrel sensors; material: Polypropylene

QM-18

6945102



Quick-mount bracket with dead-stop; material: Chrome-plated brass. Male thread M24 x 1.5. Note: The switching distance of the proximity switches may change when using quick-mount brackets.