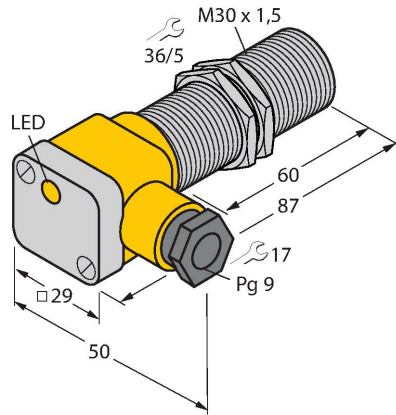


BI10-G30SK-RZ3X2

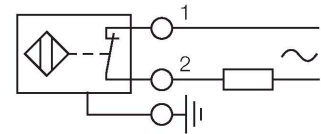
Inductive Sensor



Features

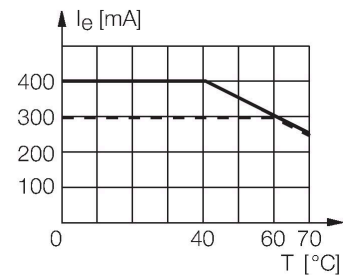
- Threaded barrel, M30 x 1.5
- Short version
- Chrome-plated brass
- AC 2-wire, 20...250 VAC
- DC 2-wire, 10...300 VDC
- NC contact
- Terminal chamber

Wiring diagram



Functional principle

Inductive sensors detect metal objects contactless and wear-free. For this, they use a high-frequency electromagnetic AC field that interacts with the target. Inductive sensors generate this field via an RLC circuit with a ferrite coil.



Technical data

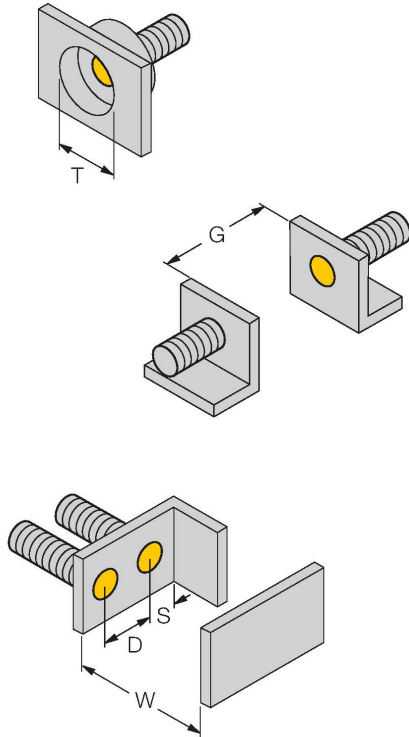
Type	BI10-G30SK-RZ3X2
ID	4346600
General data	
Rated switching distance	10 mm
Mounting conditions	Flush
Secured operating distance	$\leq (0.81 \times S_n)$ mm
Correction factors	St37 = 1; Al = 0.3; stainless steel = 0.7; Ms = 0.4
Repeat accuracy	≤ 2 % of full scale
Hysteresis	3...15 %
Electrical data	
Operating voltage U_b	20...250 VAC
Operating voltage U_b	10...300 VDC
AC rated operational current	≤ 400 mA
DC rated operating current I_o	≤ 300 mA
Frequency	$\geq 50 \dots \leq 60$ Hz
Residual current	≤ 1.7 mA
Isolation test voltage	1.5 kV
Surge current	≤ 8 A (≤ 10 ms max. 5 Hz)
Voltage drop at I_o	≤ 6 V
Output function	2-wire, NC contact, 2-wire
Smallest operating current	≥ 3 mA
Switching frequency	0.02 kHz

Technical data

Mechanical data	
Design	Threaded barrel, M30 x 1.5
Dimensions	87 mm
Housing material	Metal, CuZn, Chrome-plated
Terminal chamber cover material	plastic, Ultem
Terminal chamber housing material	plastic, PA12-GF30
Active area material	Plastic, PA12-GF30
Max. tightening torque of housing nut	75 Nm
Electrical connection	Terminal chamber
Clamping ability	≤ 2.5 mm ²
Cable external diameter	4.5...8 mm
Environmental conditions	
Ambient temperature	-25...+70 °C
Vibration resistance	55 Hz (1 mm)
Shock resistance	30 g (11 ms)
Protection class	IP67
MTTF	2283 years acc. to SN 29500 (Ed. 99) 40 °C
Power-on indication	LED, Green
Switching state	LED, Red
Included in delivery	cable gland; 2x plastic seals

Mounting instructions

Mounting instructions/Description

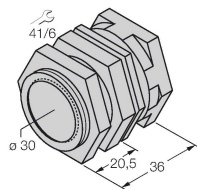


Distance D	2 x B
Distance W	3 x Sn
Distance T	3 x B
Distance S	1.5 x B
Distance G	6 x Sn
Diameter active area B	Ø 30 mm

Accessories

QM-30

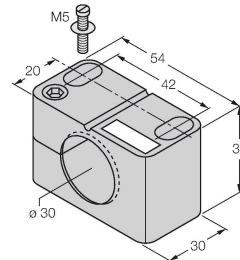
6945103



Quick-mount bracket with dead-stop; material: Chrome-plated brass. Male thread M36 × 1.5. Note: The switching distance of the proximity switches may change when using quick-mount brackets.

BST-30B

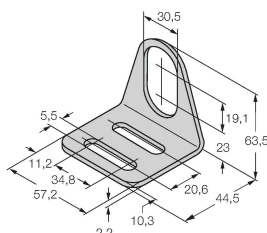
6947216



Mounting clamp for threaded barrel sensors, with dead-stop; material: PA6

MW30

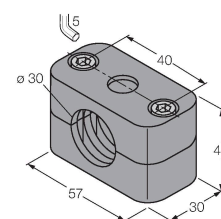
6945005



Mounting bracket for threaded barrel sensors; material: Stainless steel A2 1.4301 (AISI 304)

BSS-30

6901319



Mounting clamp for smooth and threaded barrel sensors; material: Polypropylene