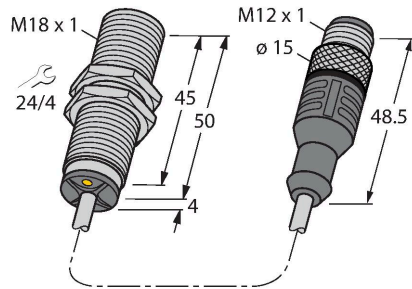


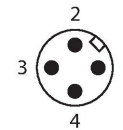
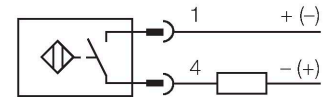
# BI7-M18-AD4X-0.3-RS4.23T

## Inductive Sensor



### Features

- Threaded barrel, M18 x 1
- Chrome-plated brass
- DC 2-wire, 10...65 VDC
- NO contact
- Cable with male end



### Technical data

Type	BI7-M18-AD4X-0.3-RS4.23T
ID	4414587
<b>General data</b>	
Rated switching distance	7 mm
Mounting conditions	Flush
Secured operating distance	$\leq (0.81 \times S_n)$ mm
Correction factors	St37 = 1; Al = 0.3; stainless steel = 0.7; Ms = 0.4
Repeat accuracy	$\leq 2$ % of full scale
Hysteresis	1...15 %
<b>Electrical data</b>	
Operating voltage $U_B$	10...65 VDC
Ripple $U_{ss}$	$\leq 10$ % $U_{Bmax}$
DC rated operating current $I_o$	$\leq 100$ mA
Residual current	$\leq 0.6$ mA
Isolation test voltage	0.5 kV
Short-circuit protection	yes/Cyclic
Voltage drop at $I_o$	$\leq 5$ V
Wire break/reverse polarity protection	Complete
Output function	2-wire, NO contact, 2-wire
Smallest operating current	$\geq 3$ mA
Switching frequency	1 kHz
<b>Mechanical data</b>	
Design	Threaded barrel, M18 x 1

### Functional principle

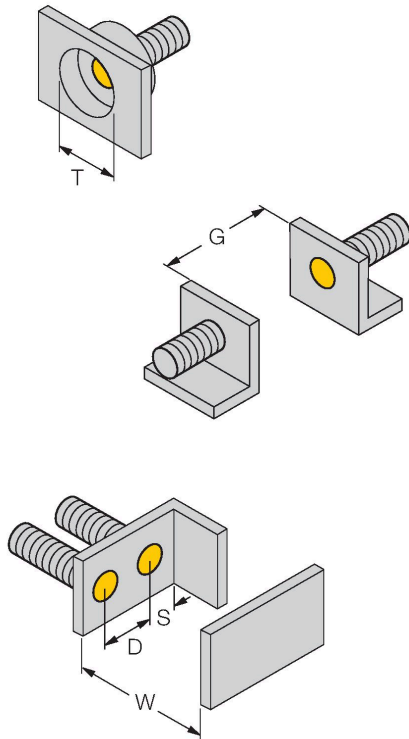
Inductive sensors detect metal objects contactless and wear-free. For this, they use a high-frequency electromagnetic AC field that interacts with the target. Inductive sensors generate this field via an RLC circuit with a ferrite coil.

## Technical data

Dimensions	54 mm
Housing material	Metal, CuZn, Chrome-plated
Active area material	Plastic, PA12-GF30
End cap	Plastic, EPTR
Material coupling nut	metal, CuZn, nickel-plated
Max. tightening torque of housing nut	25 Nm
Electrical connection	Cable with connector, M12 × 1
Cable quality	Ø 5.2 mm, LifYY, PVC, 0.3 m
Core cross-section	2 x 0.34 mm <sup>2</sup>
Environmental conditions	
Ambient temperature	-25...+70 °C
Vibration resistance	55 Hz (1 mm)
Shock resistance	30 g (11 ms)
Protection class	IP67
MTTF	2283 years acc. to SN 29500 (Ed. 99) 40 °C
Switching state	LED, Yellow

## Mounting instructions

### Mounting instructions/Description



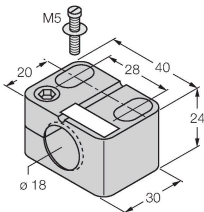
Distance D	2 x B
Distance W	3 x Sn
Distance T	3 x B
Distance S	1.5 x B
Distance G	6 x Sn
Diameter active area B	Ø 18 mm

## Accessories

### BST-18B

6947214

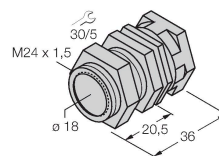
Mounting clamp for threaded barrel sensors, with dead-stop; material: PA6



### QM-18

6945102

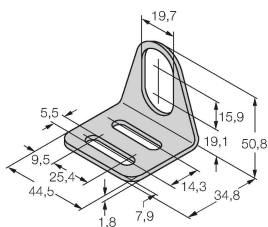
Quick-mount bracket with dead-stop; material: Chrome-plated brass. Male thread M24 x 1.5. Note: The switching distance of the proximity switches may change when using quick-mount brackets.



### MW18

6945004

Mounting bracket for threaded barrel sensors; material: Stainless steel A2 1.4301 (AISI 304)



### BSS-18

6901320

Mounting clamp for smooth and threaded barrel sensors; material: Polypropylene

