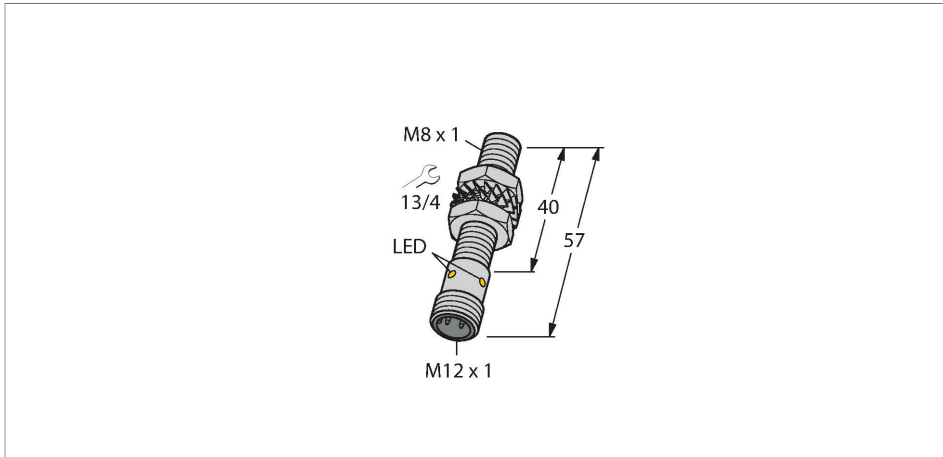


# BI2-EG08-AG41X-H1341/S1589

## Inductive Sensor – With Weldguard® coating



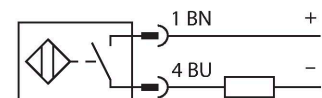
### Technical data

Type	BI2-EG08-AG41X-H1341/S1589
ID	4562095
Special version	S1589 Corresponds to: With weldguard coating
<b>General data</b>	
Rated switching distance	2 mm
Mounting conditions	Flush
Secured operating distance	$\leq (0.81 \times S_n)$ mm
Correction factors	St37 = 1; Al = 0.3; stainless steel = 0.7; Ms = 0.4
Repeat accuracy	$\leq 2$ % of full scale
Hysteresis	1...15 %
<b>Electrical data</b>	
Operating voltage $U_B$	10...55 VDC
Ripple $U_{rs}$	$\leq 10$ % $U_{Bmax}$
DC rated operating current $I_B$	$\leq 100$ mA
Residual current	$\leq 0.6$ mA
Isolation test voltage	0.5 kV
Short-circuit protection	yes/Cyclic
Voltage drop at $I_B$	$\leq 3.5$ V
Wire break/reverse polarity protection	Polarized
Output function	NO contact, 2-wire
Smallest operating current	$\geq 3$ mA
Switching frequency	0.3 kHz

### Features

- Threaded barrel, M8 x 1
- Stainless steel, 1.4301
- Front cap with special coating, very resistant to thermal and mechanical load
- DC 2-wire, 10...55 VDC
- Polarized version
- NO contact
- M12 x 1 male connector

### Wiring diagram



### Functional principle

Inductive sensors detect metal objects contactless and wear-free. For this purpose they use a high-frequency electromagnetic AC field that interacts with the target. The sensors hosting a ferrite core coil generate the AC field through an LC resonant circuit.

Technical data

Mechanical data	
Design	Threaded barrel, M8 x 1
Dimensions	57 mm
Housing material	Stainless steel, 1.4427 SO
Active area material	Plastic, PA12-GF30 + WeldGuard™
Max. tightening torque of housing nut	5 Nm
Electrical connection	Connector, M12 x 1
Environmental conditions	
Ambient temperature	-25...+70 °C
Vibration resistance	55 Hz (1 mm)
Shock resistance	30 g (11 ms)
Protection class	IP67
MTTF	2283 years acc. to SN 29500 (Ed. 99) 40 °C
Switching state	LED, Yellow

Mounting instructions

Mounting instructions/Description

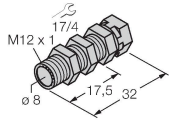
Distance D	2 x B
Distance W	3 x Sn
Distance T	3 x B
Distance S	1.5 x B
Distance G	6 x Sn
Diameter active area B	Ø 8 mm

BI2-EG08-AG41X-H1341/S1589| 02/21/2025 14-02 | technical changes reserved

## Accessories

QM-08

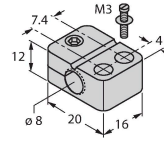
6945100



Quick-mount bracket with dead-stop, chrome-plated brass, male thread M12 x 1. Note: The switching distance of proximity switches may be reduced through the use of quick-mount brackets.

BST-08B

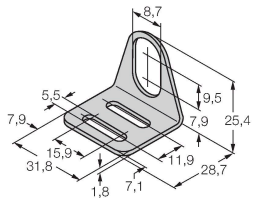
6947210



Mounting clamp for threaded barrel sensors, with dead-stop; material: PA6

MW08

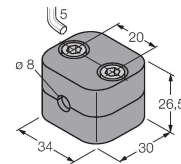
6945008



Mounting bracket for threaded barrel sensors; material: Stainless steel A2 1.4301 (AISI 304)

BSS-08

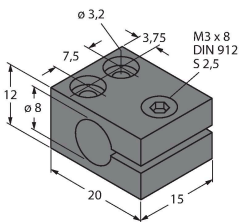
6901322



Mounting clamp for smooth and threaded barrel sensors; material: Polypropylene

MBS80

69479



Mounting clamp for smooth barrel sensors; mounting block material: Anodized aluminum