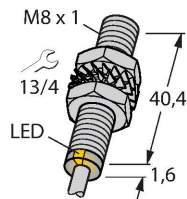


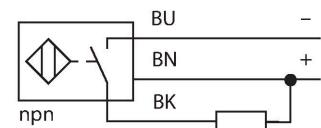
# BI1.5U-EG08-AN6X Inductive Sensor



## Features

- Threaded barrel, M8 x 1
- Stainless steel, 1.4427 SO
- Factor 1 for all metals
- Protection class IP68
- Resistant to magnetic fields
- Extended temperature range
- High switching frequency
- DC 3-wire, 10...30 VDC
- NO contact, NPN output
- Cable connection

## Wiring diagram



## Functional principle

Inductive sensors are designed for wear-free and contactless detection of metal objects. uprox Factor 1 sensors have significant advantages due to their patented ferrite-coreless multi-coil system. They detect all metals at the same large switching distance and are resistant to magnetic fields.

## Technical data

Type	BI1.5U-EG08-AN6X
ID	4600510
General data	
Rated switching distance	1.5 mm
Mounting conditions	Flush
Secured operating distance	$\leq (0.81 \times S_n)$ mm
Repeat accuracy	$\leq 2 \%$ of full scale
Temperature drift	$\leq \pm 10 \%$
	$\leq \pm 15 \%, \leq -25 \text{ °C v } \geq +70 \text{ °C}$
Hysteresis	3...15 %
Electrical data	
Operating voltage $U_B$	10...30 VDC
Ripple $U_{ss}$	$\leq 10 \%$ $U_{Bmax}$
DC rated operating current $I_o$	$\leq 150 \text{ mA}$
No-load current	$\leq 15 \text{ mA}$
Residual current	$\leq 0.1 \text{ mA}$
Isolation test voltage	0.5 kV
Short-circuit protection	yes/Cyclic
Voltage drop at $I_o$	$\leq 1.8 \text{ V}$
Wire break/reverse polarity protection	yes/Complete
Output function	3-wire, NO contact, NPN
DC field stability	200 mT
AC field stability	200 mT <sub>ss</sub>
Insulation class	□

## Technical data

Switching frequency	2 kHz
<b>Mechanical data</b>	
Design	Threaded barrel, M8 x 1
Dimensions	42 mm
Housing material	Stainless steel, 1.4427 SO
Active area material	Plastic
End cap	Plastic, PA12-GF30
Max. tightening torque of housing nut	5 Nm
Electrical connection	Cable
Cable quality	Ø 4 mm, LifYY-11Y, PUR, 2 m
Core cross-section	3 x 0.25 mm <sup>2</sup>
<b>Environmental conditions</b>	
Ambient temperature	-30...+85 °C
Vibration resistance	55 Hz (1 mm)
Shock resistance	30 g (11 ms)
Protection class	IP68
MTTF	874 years acc. to SN 29500 (Ed. 99) 40 °C
Switching state	LED, Yellow

## Mounting instructions

### Mounting instructions/Description



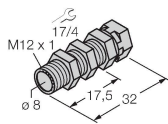
Distance D	2 x B
Distance W	3 x Sn
Distance T	3 x B
Distance S	1.5 x B
Distance G	6 x Sn
Diameter active area B	Ø 8 mm

## Accessories

QM-08

6945100

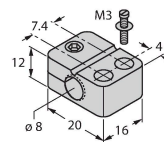
Quick-mount bracket with dead-stop, chrome-plated brass, male thread M12 x 1. Note: The switching distance of proximity switches may be reduced through the use of quick-mount brackets.



BST-08B

6947210

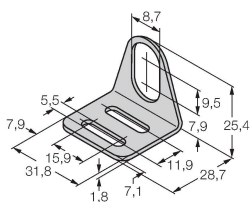
Mounting clamp for threaded barrel sensors, with dead-stop; material: PA6



MW08

6945008

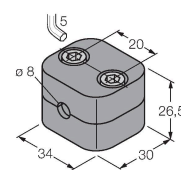
Mounting bracket for threaded barrel sensors; material: Stainless steel A2 1.4301 (AISI 304)



BSS-08

6901322

Mounting clamp for smooth and threaded barrel sensors; material: Polypropylene



MBS80

69479

Mounting clamp for smooth barrel sensors; mounting block material:  
Anodized aluminum

