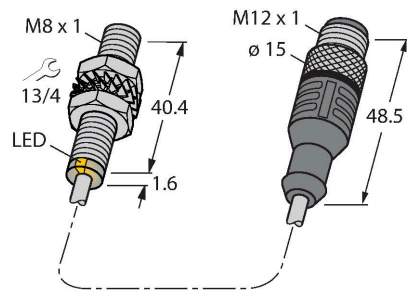


BI2U-EGT08-AN6X-0.5-RS4T/S1589

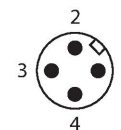
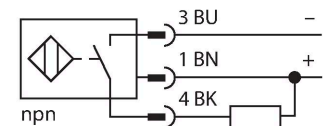
Inductive Sensor – With Extended Switching Distance



Features

- Threaded barrel, M8 x 1
- Stainless steel, PTFE-coated
- Factor 1 for all metals
- Protection class IP68
- Resistant to magnetic fields
- Large switching distance
- High switching frequency
- Recessed mountable
- DC 3-wire, 10...30 VDC
- NO contact, NPN output
- Pigtail with M12 x 1 connector

Wiring diagram



Functional principle

Inductive sensors are designed for wear-free and contactless detection of metal objects. uprox+ sensors have significant advantages due to their patented multi-coil system. They excel thanks to their optimum switching distances, maximum flexibility and operational reliability as well as efficient standardization.

Technical data

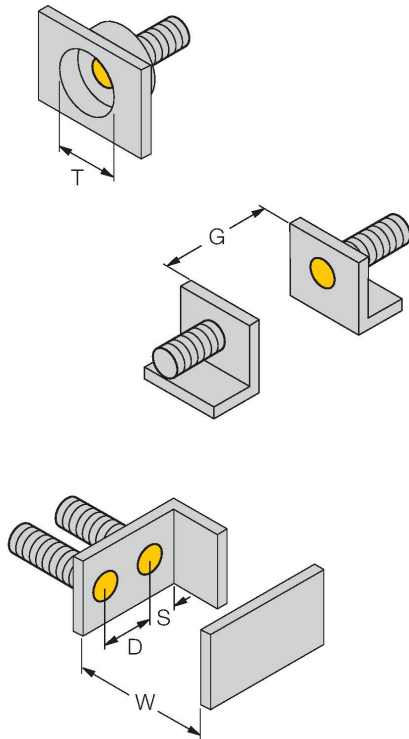
| | |
|--|--|
| Type | BI2U-EGT08-AN6X-0.5-RS4T/S1589 |
| ID | 4602171 |
| Special version | S1589 Corresponds to: With weldguard coating |
| General data | |
| Rated switching distance | 2 mm |
| Mounting conditions | Flush |
| Secured operating distance | $\leq (0.81 \times S_n) \text{ mm}$ |
| Repeat accuracy | $\leq 2 \text{ \% of full scale}$ |
| | $\leq \pm 20 \text{ \%}, \leq -25 \text{ }^\circ\text{C} \vee \geq +70 \text{ }^\circ\text{C}$ |
| Hysteresis | 3...15 % |
| Electrical data | |
| Operating voltage U_b | 10...30 VDC |
| Ripple U_{ss} | $\leq 10 \text{ \% } U_{Bmax}$ |
| DC rated operating current I_o | $\leq 150 \text{ mA}$ |
| No-load current | $\leq 15 \text{ mA}$ |
| Residual current | $\leq 0.1 \text{ mA}$ |
| Isolation test voltage | 0.5 kV |
| Short-circuit protection | yes/Cyclic |
| Voltage drop at I_o | $\leq 1.8 \text{ V}$ |
| Wire break/reverse polarity protection | yes/Complete |
| Output function | 3-wire, NO contact, NPN |
| DC field stability | 200 mT |
| AC field stability | 200 mT _{ss} |

Technical data

| | |
|---------------------------------------|---|
| Switching frequency | 1 kHz |
| Mechanical data | |
| Design | Threaded barrel, M8 x 1 |
| Dimensions | 41.6 mm |
| Housing material | Stainless steel, 1.4427 SO, PTFE-coated |
| Active area material | Plastic, PP, PTFE-coated |
| End cap | Plastic, PP |
| Material coupling nut | CuZn, nickel-plated |
| Max. tightening torque of housing nut | 5 Nm |
| Electrical connection | Cable with connector, M12 × 1 |
| Cable quality | Ø 4 mm, LifYY-11Y, PUR, 0.5 m |
| Core cross-section | 3 x 0.25 mm ² |
| Environmental conditions | |
| Ambient temperature | -30...+85 °C |
| Vibration resistance | 55 Hz (1 mm) |
| Shock resistance | 30 g (11 ms) |
| Protection class | IP68 |
| MTTF | 874 years acc. to SN 29500 (Ed. 99) 40 °C |
| Switching state | LED, Yellow |

Mounting instructions

Mounting instructions/Description

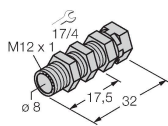


| | |
|------------------------|----------------------------|
| Distance D | $3 \times B$ |
| Distance W | $3 \times S_n$ |
| Distance T | $3 \times B$ |
| Distance S | $1.5 \times B$ |
| Distance G | $6 \times S_n$ |
| Diameter active area B | $\varnothing 8 \text{ mm}$ |

Accessories

QM-08

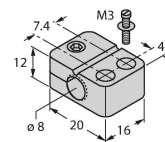
6945100



Quick-mount bracket with dead-stop, chrome-plated brass, male thread M12 x 1. Note: The switching distance of proximity switches may be reduced through the use of quick-mount brackets.

BST-08B

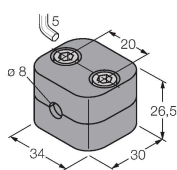
6947210



Mounting clamp for threaded barrel sensors, with dead-stop; material: PA6

BSS-08

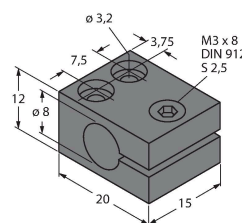
6901322



Mounting clamp for smooth and threaded barrel sensors; material: Polypropylene

MBS80

69479



Mounting clamp for smooth barrel sensors; mounting block material: Anodized aluminum