

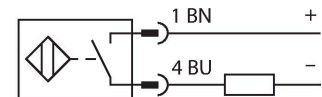
# BI2-EGT08-AG41X-0.2-RS4.23T/S1589

## Inductive Sensor – With Weldguard® coating

### Features

- Threaded barrel, M8 x 1
- Stainless steel, PTFE-coated
- DC 2-wire, 10...55 VDC
- Polarized version
- NO contact
- Pigtail with male end M12 x 1

### Wiring diagram



### Technical data

Type	BI2-EGT08-AG41X-0.2-RS4.23T/S1589
ID	4602593
Special version	S1589 corresponds to: With weldguard coating
<b>General data</b>	
Rated switching distance	2 mm
Mounting conditions	Flush
Secured operating distance	$\leq (0.81 \times S_n)$ mm
Correction factors	St37 = 1; Al = 0.3; stainless steel = 0.7; Ms = 0.4
Repeat accuracy	$\leq 2$ % of full scale
Hysteresis	1...15 %
<b>Electrical data</b>	
Operating voltage	10...55 VDC
Residual ripple	$\leq 10$ % $U_{ss}$
DC rated operational current	$\leq 100$ mA
Residual current	$\leq 0.6$ mA
Isolation test voltage	$\leq 0.5$ kV
Short-circuit protection	yes / Cyclic
Voltage drop at $I_o$	$\leq 3.5$ V
Wire breakage/Reverse polarity protection	Polarized
Output function	NO contact, 2-wire
Smallest operating current	$\geq 3$ mA
Switching frequency	1 kHz

### Functional principle

Inductive sensors detect metal objects contactless and wear-free. For this purpose they use a high-frequency electromagnetic AC field that interacts with the target. The sensors hosting a ferrite core coil generate the AC field through an LC resonant circuit.

## Technical data

Mechanical data	
Design	Threaded barrel, M8 x 1
Dimensions	41.6 mm
Housing material	Stainless steel, 1.4427 SO, PTFE-coated
Active area material	Plastic, PA12-GF20, PTFE-coated
End cap	Plastic, PP
Material coupling nut	CuZn, nickel-plated
Max. tightening torque of housing nut	5 Nm
Electrical connection	Cable with connector, M12 × 1
Cable quality	Ø 4 mm, LifYY-11Y, PUR, 0.2 m
Core cross-section	2 x 0.25 mm <sup>2</sup>
Environmental conditions	
Ambient temperature	-25...+70 °C
Vibration resistance	55 Hz (1 mm)
Shock resistance	30 g (11 ms)
Protection class	IP67
MTTF	2283 years acc. to SN 29500 (Ed. 99) 40 °C
Switching state	LED, Yellow

## Mounting instructions

### Mounting instructions/Description

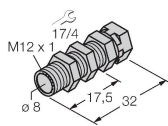


Distance D	$3 \times B$
Distance W	$3 \times S_n$
Distance T	$3 \times B$
Distance S	$1.5 \times B$
Distance G	$6 \times S_n$
Diameter active area B	$\varnothing 8 \text{ mm}$

## Accessories

QM-08

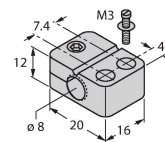
6945100



Quick-mount bracket with dead-stop, chrome-plated brass, male thread M12 x 1. Note: The switching distance of proximity switches may be reduced through the use of quick-mount brackets.

BST-08B

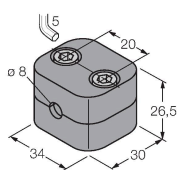
6947210



Mounting clamp for threaded barrel sensors, with dead-stop; material: PA6

BSS-08

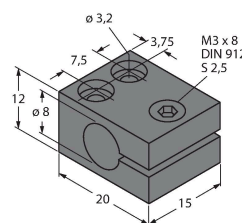
6901322



Mounting clamp for smooth and threaded barrel sensors; material: Polypropylene

MBS80

69479



Mounting clamp for smooth barrel sensors; mounting block material: Anodized aluminum