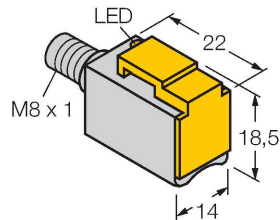


BIM-PSM-AN6X-V1131

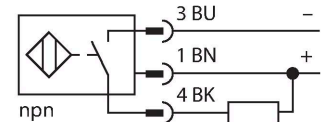
Magnetic Field Sensor – For Pneumatic Cylinders



Features

- Rectangular, height 18.5 mm
- Front active face
- Metal/plastic, Al/PA12-GF30
- Magnetic-inductive sensor
- DC 3-wire, 10...30 VDC
- NO contact, NPN output
- Male M8 x 1

Wiring diagram



Functional principle

Magnetic field sensors are activated by magnetic fields and are especially suited for piston position detection in pneumatic cylinders. Based on the fact that magnetic fields can permeate non-magnetizable metals, it is possible to detect a permanent magnet attached to the piston through the aluminium wall of the cylinder.

Technical data

Type	BIM-PSM-AN6X-V1131
ID	4625700
General data	
Pass speed	≤ 10 m/s
Repeatability	≤ ± 0.1 mm
Temperature drift	≤ 0.1 mm
Hysteresis	≤ 1 mm
Electrical data	
Operating voltage U_s	10...30 VDC
Ripple U_{ss}	≤ 10 % U_{Bmax}
DC rated operating current I_s	≤ 200 mA
No-load current	≤ 15 mA
Residual current	≤ 0.1 mA
Isolation test voltage	0.5 kV
Short-circuit protection	yes/Cyclic
Voltage drop at I_s	≤ 1.8 V
Wire break/reverse polarity protection	yes/Complete
Output function	3-wire, NO contact, NPN
Switching frequency	1 kHz
Mechanical data	
Design	Rectangular, PSM
Dimensions	22 x 14 x 18.5 mm
Housing material	Metal/plastic, Al/PA12-GF30
Active area material	Metal, Al

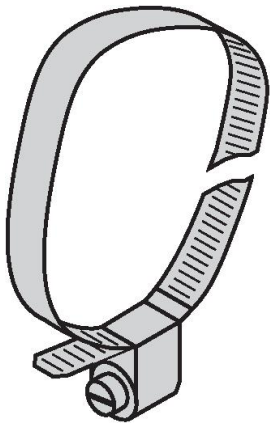
Technical data

Electrical connection	Connector, M8 × 1
Environmental conditions	
Ambient temperature	-25...+70 °C
Vibration resistance	55 Hz (1 mm)
Shock resistance	30 g (11 ms)
Protection class	IP67
MTTF	2283 years acc. to SN 29500 (Ed. 99) 40 °C
Mounting on the following profiles	
Cylindrical design	○
Switching state	LED, Yellow

Accessories

ASB-4

6965104



Clip collar for mounting brackets for magnetic field sensors on round cylinders; cylinder diameter: 28... 39 mm; other lengths are available under designations ASB-1 to ASB-9