# piconet stand-alone module for PROFIBUS-DP 8 Digital Outputs 2 A (4 A in Total) SDPB-0008D-0002

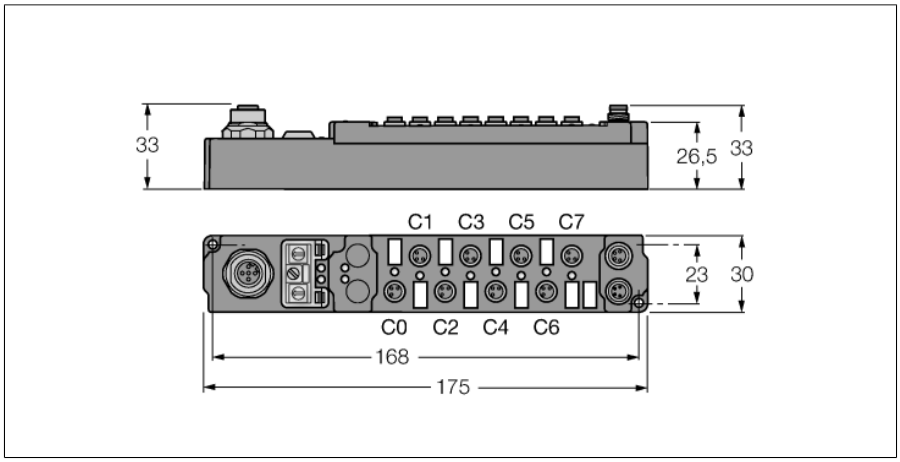


- Configuration interface
- Parameterizable functions
- Supported via I/O-ASSISTANT 2
- Direct connection to the fieldbus
- Fibre-glass reinforced housing
- Shock and vibration tested
- Encapsulated module electronics
- Metal connector
- Degree of protection IP67

**M12 × 1 Fieldbus**

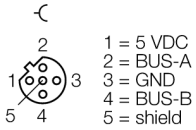


**M8 × 1 Output**

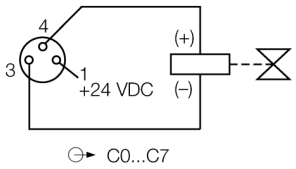


**M8 × 1 Power Supply**

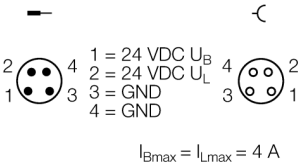


| | |
|---|---|
| Type | SDPB-0008D-0002 |
| ID | 6824056 |
| Number of channels | 8 |
| Operating / load voltage | 20…29 VDC |
| Operating current | ≤ 90 mA |
| Fieldbus transmission rate | 9.6 kbps …12 Mbps |
| Fieldbus addressing | 0 to 99 |
| Service interface | parameterisation via I/O-ASSISTANT |
| Electrical isolation | Fieldbus to operational voltage |
| Number of channels | 8 digital outputs acc. to EN 61131-2 |
| Output voltage | 20…29 VDC from load voltage |
| Output current per channel | 2 A (Σ 4 A), short-circuit proof |
| Load type | resistive, inductive, lamp load |
| Switching frequency | ≤ 500 Hz |
| Simultaneity factor | 0.25 |
| Dimensions (W x L x H) | 30 x 175 x 26.5 mm |
| Vibration test | Acc. to EN 60068-2-6 |
| Shock test | acc. to DIN EN 60068-2-27 |
| Electromagnetic compatibility | Acc. to EN 61000-6-2/EN 61000-6-4 |
| Protection class | IP67 |
| Approvals | CE, cULus |

Edition • 2025-02-28T15:00:43+01:00

**Data in process image**

| | | Bit 7 | Bit 6 | Bit 5 | Bit 4 | Bit 3 | Bit 2 | Bit 1 | Bit 0 |
|---|---|---|---|---|---|---|---|---|---|
| **Output** | **Byte 0** (M8) | C7P4 | C6P4 | C5P4 | C4P4 | C3P4 | C2P4 | C1P4 | C0P4 |
| | **Byte 0** (M12) | C3P2 | C3P4 | C2P2 | C2P4 | C1P2 | C1P4 | C0P2 | C0P4 |

C… = Connector No., P… = Pin No.

Edition • 2025-02-28T15:00:43+01:00