piconet stand-alone module for PROFIBUS-DP
4 Analog Outputs ±10 V
SDPB-04A-0007

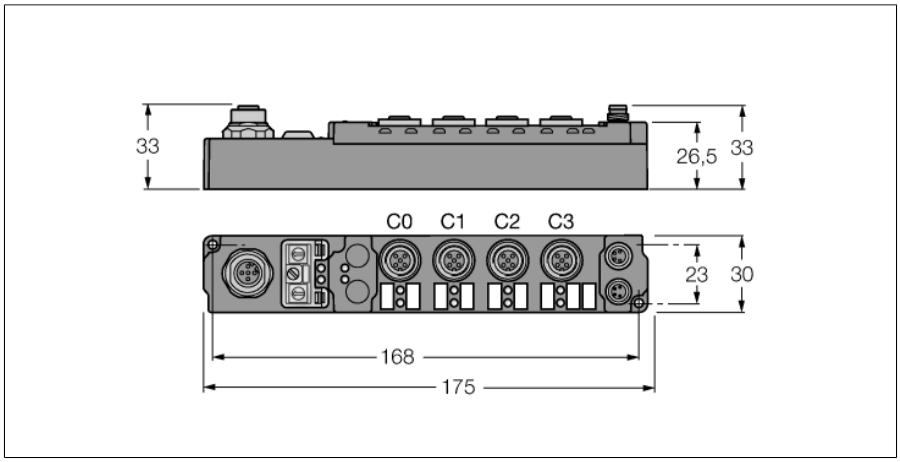

- 4 analog outputs ±10 V
- Configuration interface
- Parameterizable functions
- Supported via I/O-ASSISTANT 2
- Direct connection to the fieldbus
- Fibre-glass reinforced housing
- Shock and vibration tested
- Encapsulated module electronics
- Metal connector
- Degree of protection IP67

Type	SDPB-04A-0007
ID	6824069
Number of channels	4
Operating / load voltage	20…29 VDC
Operating current	≤ 140 mA
Fieldbus transmission rate	9.6 kbps …12 Mbps
Fieldbus addressing	0 to 99
Service interface	parameterisation via I/O-ASSISTANT
Electrical isolation	Fieldbus to operational voltage
Number of channels	4 analogue outputs ±- 10 V
Load resistance	> 5000 Ω
Electrical isolation	channels to operational voltage
Conversion time	< 1 ms
Relative measuring error	< ±0.3 % of full scale
Actuator power supply	from load voltage
Dimensions (W x L x H)	30 x 175 x 26.5 mm
Vibration test	Acc. to EN 60068-2-6
Shock test	acc. to DIN EN 60068-2-27
Electromagnetic compatibility	Acc. to EN 61000-6-2/EN 61000-6-4
Protection class	IP67
Approvals	CE, cULus

M12 × 1 Fieldbus

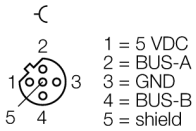

M12 × 1 Output

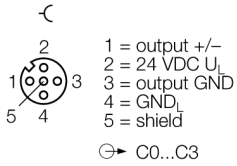

Connection - Outputs

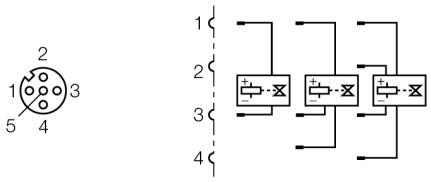

M8 × 1 Power Supply

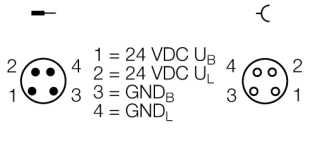

$I_{Bmax} = I_{Lmax} = 4$ A

Edition • 2025-02-28T15:01:06+01:00

Data in process image

Valid for the setting "Motorola format"

SBn: Status byte channel n
CBn: Control byte channel n
Chn D0: channel n, least significant data byte
Chn D1: channel n, most significant data byte

	Address	Input data		Output data	
Pre-conditions	**Word**	**High-Byte**	**Low-Byte**	**High-Byte**	**Low-Byte**
Compact mapping: Starting with Ch0 D1 in "Low-Byte" word 0 all other bytes follow immediately. Only the user data are mapped (greyed in the table). **Complex mapping:** Data are mapped with control and status byte.	**0**	Ch0 D1	SB0	Ch0 D1	CB0
	1	SB1	Ch0 D0	CB1	Ch0 D0
	2	Ch1 D0	Ch1 D1	Ch1 D0	Ch1 D1
	3	Ch2 D1	SB2	Ch2 D1	CB2
	4	SB3	Ch2 D0	CB3	Ch2 D0
	5	Ch3 D0	Ch3 D1	Ch3 D0	Ch3 D1

Edition • 2025-02-28T15:01:06+01:00