piconet Coupling Module for PROFIBUS-DP
4 Digital PNP Inputs Filter 3 ms
4 Digital Outputs 0.5 A
SDPL-0404D-1003

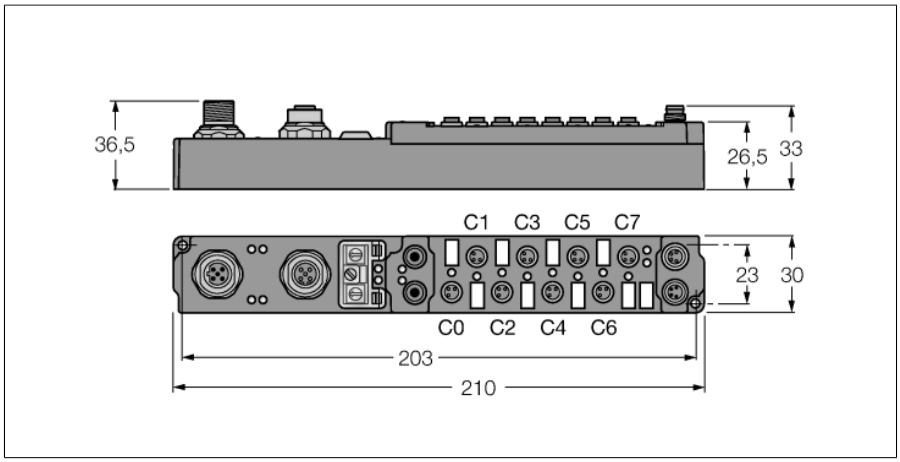

- Configuration interface
- Configurable functions
- Supported via I/O-ASSISTANT 2
- Direct connection to the fieldbus
- Direct connection to the IP link
- Fibre-glass reinforced housing
- Encapsulated module electronics
- Metal connector
- Degree of protection IP67

M12 × 1 Fieldbus

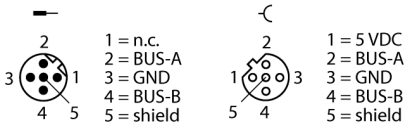

M8 × 1 Input

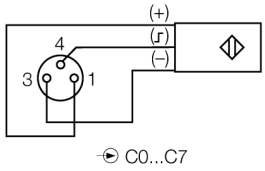

M8 × 1 Output

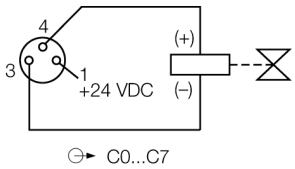

M8 × 1 Power Supply

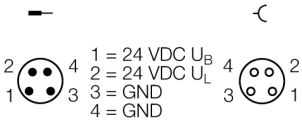

$I_{Bmax} = I_{Lmax} = 4$ A

Type	SDPL-0404D-1003
ID	6824450
Number of channels	8
Operating / load voltage	20…29 VDC
Operating current	≤ 100 mA
Fieldbus transmission rate	9.6 kbps …12 Mbps
Fieldbus addressing	0 to 99
Service interface	parameterisation via I/O-ASSISTANT
Electrical isolation	Fieldbus to operational voltage
Fibre-optic length	≤ 15 m
Number of channels	4 digital inputs acc. to EN 61131-2
Input voltage	20…29 VDC via operating voltage
Low-level signal voltage	-3…5 VDC (EN 61131-2, type 2)
High level signal voltage	11…30 VDC (EN 61131-2, type 2)
Input delay	3 ms
Max. input current	6 mA
Number of channels	4 digital outputs acc. to EN 61131-2
Output voltage	20…29 VDC from load voltage
Output current per channel	0.5 A, short-circuit proof
Load type	resistive, inductive, lamp load
Switching frequency	≤ 500 Hz
Simultaneity factor	1
Dimensions (W x L x H)	30 x 210 x 26.5 mm
Vibration test	Acc. to EN 60068-2-6
Shock test	acc. to DIN EN 60068-2-27
Electromagnetic compatibility	Acc. to EN 61000-6-2/EN 61000-6-4
Protection class	IP67
Approvals	CE, cULus

Edition • 2025-02-28T15:05:31+01:00

LEDs

	LED designation	Status green	Status red	Function
PROFIBUS-DP	RUN / ERR (PB)	ON	ON	Module waits for communication
		OFF	ON	Module searching for set transmission rate
		OFF	OFF	Module waits for cyclic communication
		ON	flashes	Module has detected transmission rate / start-up fault
		ON	OFF	RUN I/O OFF: DP start-up successful, no data exchange
		ON	OFF	RUN I/O ON: Module is exchanging data
IP-Link / module status	RUN / ERR (I/O)	flickers/ON	OFF	Receiving error-free IP-Link protocols
		flickers	flickers	Receiving faulty IP-Link protocols
		OFF	flickers	Receiving faulty IP-Link protocols / system fault
		OFF	ON	No receipt of IP-Link protocols / module error
Inputs	0...3	OFF		Input inactive (not dampened)
		ON		Input active (dampened)
Outputs	4...7	OFF		Output inactive (not switched)
		ON		Output active (switched)
Power supply	U_B	OFF		Operating voltage U_B < 18 VDC
		ON		Operating voltage U_B ≥ 18 VDC
	U_L	OFF		Load voltage U_L < 18 VDC
		ON		Load voltage U_L ≥ 18 VDC

Data in process image

			Bit 7	Bit 6	Bit 5	Bit 4	Bit 3	Bit 2	Bit 1	Bit 0
Coupling module parameter Byte alignment is "disabled" (default) and the previous byte has been completely used. 4 bit input data and output data each are mapped.	**Input**	**Byte 0**	Is used by the physically following bit-oriented extension module connected via the IP Link.				C1P2	C1P4	C0P2	C0P4
	Output	**Byte 0**					C3P2	C3P4	C2P2	C2P4
Coupling module parameter Byte alignment is activated. 1 byte input data and output data each are mapped.	**Input**	**Byte 0**	idle	idle	idle	idle	C1P2	C1P4	C0P2	C0P4
	Output	**Byte 0**	C3P2	C3P4	C2P2	C2P4	idle	idle	idle	idle

C... = Connector no., P... = Pin no.

Edition • 2025-02-28T15:05:31+01:00