piconet stand-alone module for DeviceNet 8 Digital PNP Inputs Filter 3 ms SDNB-0800D-1007

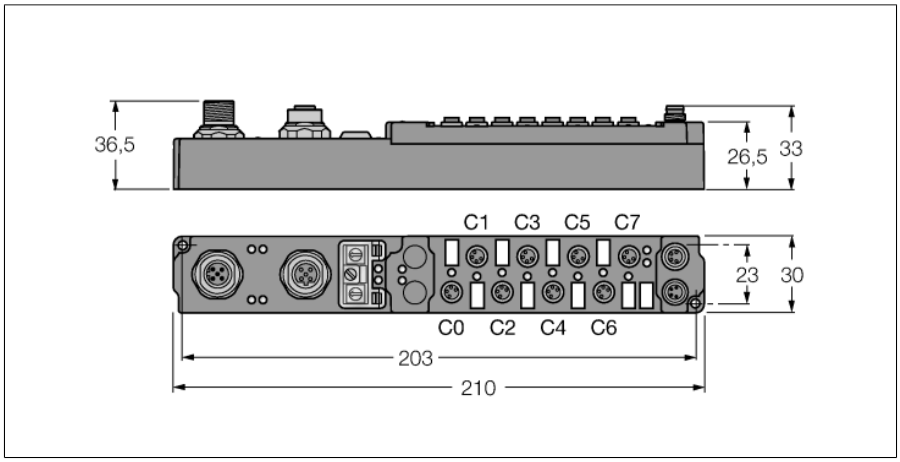

- Configuration interface
- Parameterizable functions
- Supported via I/O-ASSISTANT 2
- Integrated bus T-piece
- Direct connection to the fieldbus
- Fibre-glass reinforced housing
- Shock and vibration tested
- Encapsulated module electronics
- Metal connector
- Degree of protection IP67

Type	SDNB-0800D-1007
ID	6824459
Number of channels	8
Operating / load voltage	20…29 VDC
Operating current	≤ 45 mA
Fieldbus transmission rate	125/250/500 kbps
Fieldbus addressing	0 to 99
Service interface	parameterisation via I/O-ASSISTANT
Electrical isolation	Fieldbus to operational voltage
Number of channels	8 digital inputs acc. to EN 61131-2
Input voltage	20…29 VDC via operating voltage
Low-level signal voltage	-3…5 VDC (EN 61131-2, type 2)
High level signal voltage	11…30 VDC (EN 61131-2, type 2)
Input delay	3 ms
Max. input current	6 mA
Dimensions (W x L x H)	30 x 210 x 26.5 mm
Vibration test	Acc. to EN 60068-2-6
Shock test	acc. to DIN EN 60068-2-27
Electromagnetic compatibility	Acc. to EN 61000-6-2/EN 61000-6-4
Protection class	IP67
Approvals	CE, cULus

M12 × 1 Fieldbus

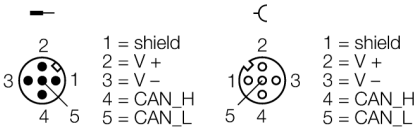

M8 × 1 Input

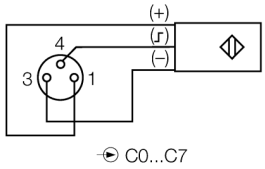

M8 × 1 Power Supply

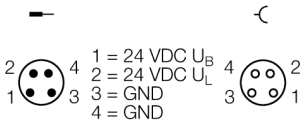

$I_{Bmax} = I_{Lmax} = 4$ A

Edition • 2025-02-28T15:05:42+01:00

LED status Gateway

LED	Color	Status	Description
RUN/ERR DN	green	flashing	Boot up successful. Device completed dublicate MAC-ID check and is online. Device is not assigned to a master/scanner. No data exchange with master/scanner.
		on	No error: Device is assigned to a master/scanner. Data exchange with master/scanner.
		off	All LEDs are off incl. IO-Run; IO-Error: Buss error identified (24 VDC DeviceNet not applied). IO-Run; IO-Error LEDs are on: Baud rate not found.
	red	flashing	Time out. IO-link time out
		on	Double MAC-ID. Checking the network address, wiring, bus connection and cable lengths. transmit-receive overflow IO cycle time reduction. Interscan delay at master/scanner.
		off	All LEDs are off incl. IO-Run; IO-Error: Buss error identified (24 VDC DeviceNet not applied). IO-Run; IO-Error LEDs are on: Baud rate not found.
RUN/ERR I/O	green	off	No data exchange
	red	off	
	green	on	Module is in cyclic data exchange
	red	off	

LED status IOs

LED	Color	Status	Description
Inputs	green	on	High potential at input
		off	Low potential at input

LED status power supply

LED	Color	Status	Description
UB	green	on	Operating voltage within the defined tolerances
		off	Operating voltage below the defined tolerances
UL	green	on	Load voltage within the defined tolerances
		off	Load voltage below the defined tolerances

Edition • 2025-02-28T15:05:42+01:00

I/O and diagnostic display

	Byte	Bit 7	Bit 6	Bit 5	Bit 4	Bit 3	Bit 2	Bit 1	Bit 0
Input	**0**	C7P4	C6P4	C5P4	C4P4	C3P4	C2P4	C1P4	C0P4

Edition • 2025-02-28T15:05:42+01:00