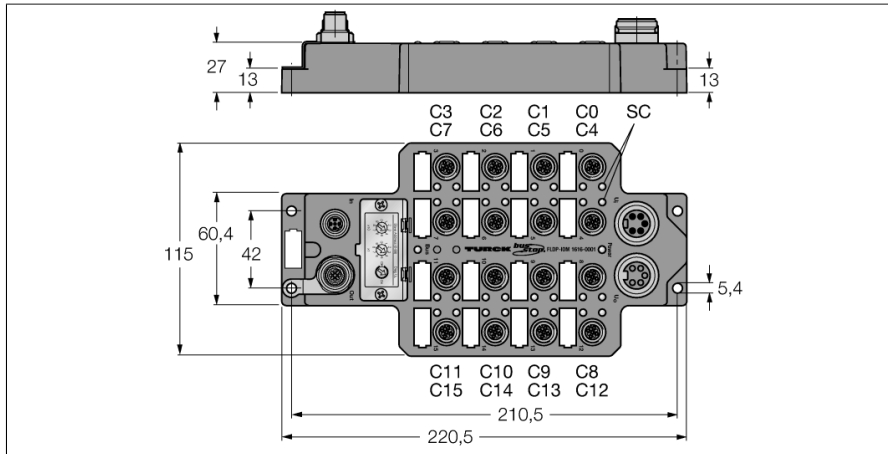


Fieldbus I/O module PROFIBUS-DP

16 digital pnp inputs

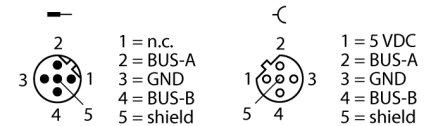
16 digital outputs 0.5 A

FLDP-IOM1616-0001



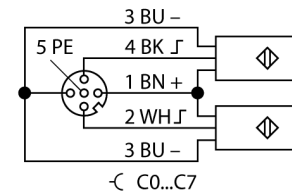
- Two inputs or outputs per connector
- Module-related diagnostics
- Fibre-glass reinforced PA6 housing
- Vibration and shock-resistant
- Encapsulated module electronics
- Metal connectors
- Degree of protection IP67

M12 × 1 Fieldbus

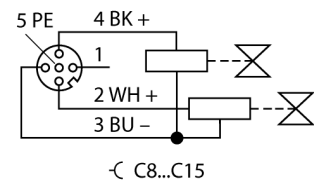


Type	FLDP-IOM1616-0001
ID	6825338
Number of channels	32
Operating / load voltage	18...30 VDC
Voltage supply connection	2 × 7/8"
Inputs	
Number of channels	(16) 3-wire pnp sensors
Input voltage	18...30 VDC via operating voltage
Supply current	< 500 mA 8 channel each, short-circuit proof
Switching threshold	2 mA / 4 mA
Input delay	2.5 ms
Switching frequency	≤ 250 Hz
Max. input current	7 mA
Electrical isolation	galvanic isolation against the bus
Outputs	
Number of channels	(16) DC actuators
Output voltage	18...30 VDC from load voltage
Output current per channel	0.5 A, short-circuit proof
Load type	resistive, inductive, lamp load
Switching frequency	≤ 250 Hz
Simultaneity factor	1
Electrical isolation	galvanic isolation against the bus
Fieldbus transmission rate	9.6 kbps ...12 Mbps
Fieldbus addressing	0 ... 99 (decimal) via two coded rotary switches
Electrical isolation	to operating and load voltage
Diagnostics	Load voltage diagnostics, switched on/off via rotary switch

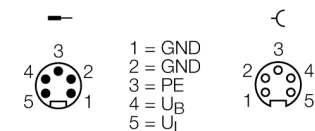
M12 × 1 Input



M12 × 1 Output



7/8" Power Supply



Dimensions (W x L x H)	115 x 220.5 x 27 mm
Housing material	fibre-glass reinforced Polyamide (PA6-GF30)
Halogen-free	yes
Mounting	4 mounting holes Ø 5,4 mm
Ambient temperature	0...+55 °C
Storage temperature	-25...+70 °C
Altitude	Max. 5000 m
Vibration test	Acc. to EN 60068-2-6
Shock test	Acc. to EN 60068-2-27
Electromagnetic compatibility	Acc. to EN 61000-6-2/EN 61000-6-4
Protection class	IP67
Approvals	CE, cULus
UL Certificate	pol. deg.2, env. temp. max. 40 °C, cl.2 ps req.

Data in process image

C1P4: Male Connector 1, 4-pole

SC: Short-circuit - group signal

UB: UB < 18 VDC

UL: UL < 18 VDC

		Bit 7	Bit 6	Bit 5	Bit 4	Bit 3	Bit 2	Bit 1	Bit 0
Input	Byte 0	C3P2	C3P4	C2P2	C2P4	C1P2	C1P4	C0P2	C0P4
	Byte 1	C7P2	C7P4	C6P2	C6P4	C5P2	C5P4	C4P2	C4P4
Output	Byte 0	C11P2	C11P4	C10P2	C10P4	C9P2	C9P4	C8P2	C8P4
	Byte 1	C15P2	C15P4	C14P2	C14P4	C13P2	C13P4	C12P2	C12P4
Diagnostics	Byte 0	-	-	-	-	-	UB	UL	SC